



12 June 2008

Theme: Other - Defence

Issued by

Defence Analytical Services
and Advice (DASA)
Ministry of Defence
Ensleigh
Bath
BA1 5AB

Enquiries

DASA (Health Information)
Tel: 01225 468599
Fax: 01225 468445
jason.bradbury@dasa.mod.uk

Internet

www.dasa.mod.uk

A National Statistics publication

National Statistics are produced to high professional standards. They undergo regular quality assurance reviews to ensure that they meet customer needs. They are produced free from any political interference.

For general enquiries about National Statistics, contact the National Statistics Customer Contact Centre:
Tel: 0845 601 3034
Fax: 01633 652747
Minicom: 01633 812399
E-mail: info@statistics.gov.uk
Internet: www.statistics.gov.uk

**WAR PENSIONS QUARTERLY STATISTICS,
MARCH 2008**

CONTENTS

- Main Findings
- Introduction
- Conventions
- Section 1: Recipients of War Pensions
- Section 2: Number of claims, awards and appeals
- Glossary of pensions and allowances
- Glossary of terms and conventions
- Appendix: Changes to the publication

MAIN FINDINGS

The number of War Disablement Pensioners receiving a payment at 31 March 2008 was 165 thousand, compared with 174 thousand a year earlier.

The number of War Widow(er)s receiving a payment was 35 thousand, falling from 38 thousand a year earlier.

Approximately 5 out of 6 Disablement Pensioners (DPs) received pensions at the 50% rate or below. The largest group was those at the 20% rate. Fewer than 4% received the 100% disablement rate.

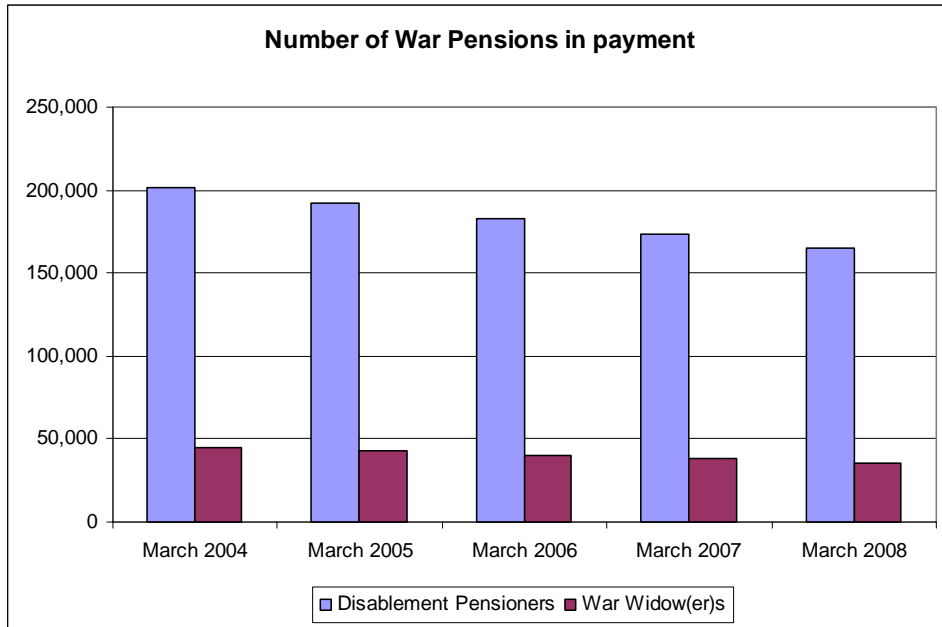
The average weekly amount received by DPs, including pension and supplementary allowances was £69.01. The average weekly amount received by a DP at the 100% disablement rate was £289.77.

The average weekly amount received by Widow(er)s was £197.01. The average weekly widow(er)s pension was £104.11, with the remainder comprising supplementary allowances.



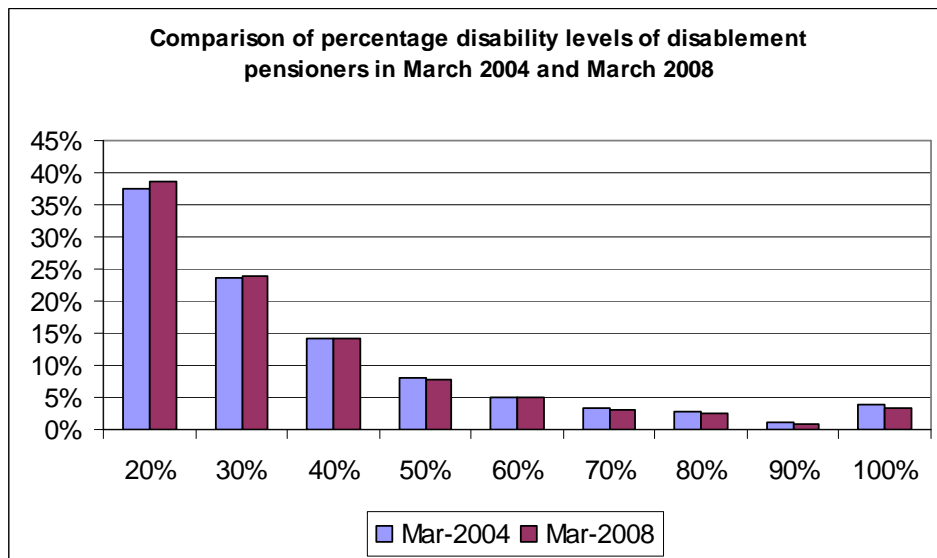
Main Findings

This chart is derived from data shown in Tables 1.1 and 1.2.



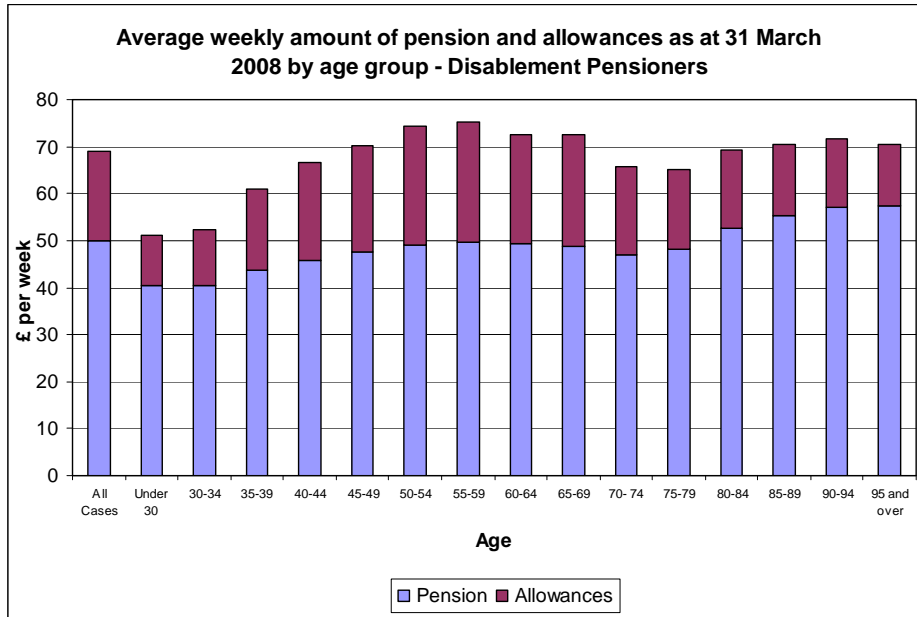
The number of Disablement Pensioners (DPs) in payment has fallen each year over the past four years, from 202 thousand at 31 March 2004, to 165 thousand at 31 March 2008. In the same period, the number of War Widow(er)s fell from 45 thousand to 35 thousand.

This chart is derived from data shown in Table 1.6.



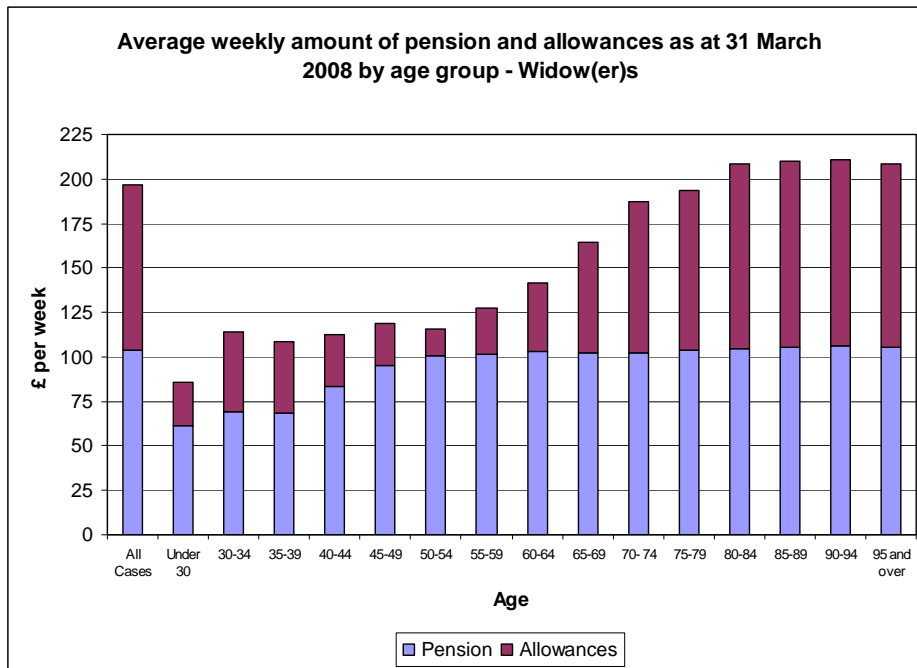
The proportion of DPs at each percentage disability level has remained relatively constant since March 2004, with over 35% receiving pensions at the 20% disablement rate. In March 2008, approximately five out of six (84%) DPs received a pension at the 50% rate or below. Fewer than four per cent received a 100% disablement rate pension.

This chart is derived from data shown in Table 1.7.



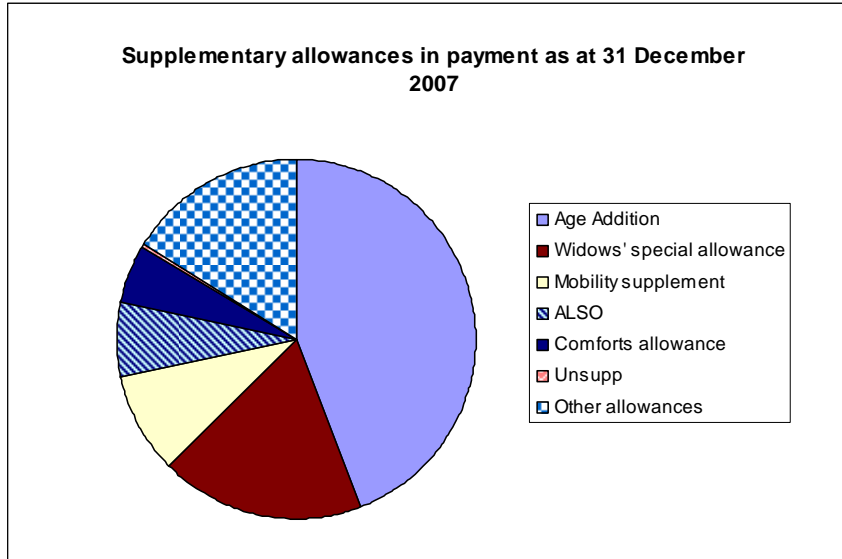
The average weekly amount received by DPs as at 31 March 2008 was £69.01. Of this, £50.08 was from their disablement pension, whilst £18.93 came from supplementary allowances.

This chart is derived from data shown in Table 1.7.



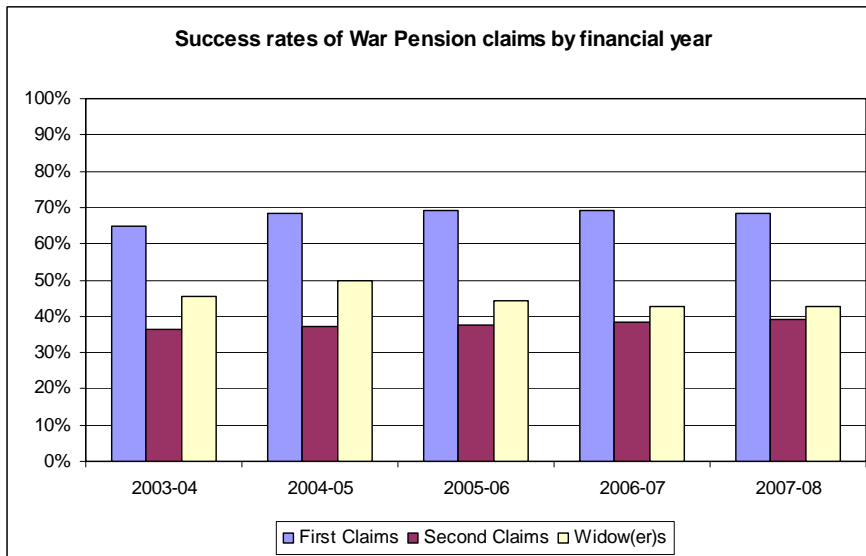
The average weekly amount received by War Widow(er)s as at 31 March 2008 was £197.01. Of this, £104.11 was from their Widow(er)s' pension, with the remaining £92.90 coming from supplementary allowances.

This chart is derived from data shown in Table 1.8.



The most common supplementary allowances are age additions, which account for 45% of all allowances in payment. The next most common allowance is Widow(er)s' special allowance, which accounts for 18% of all allowances.

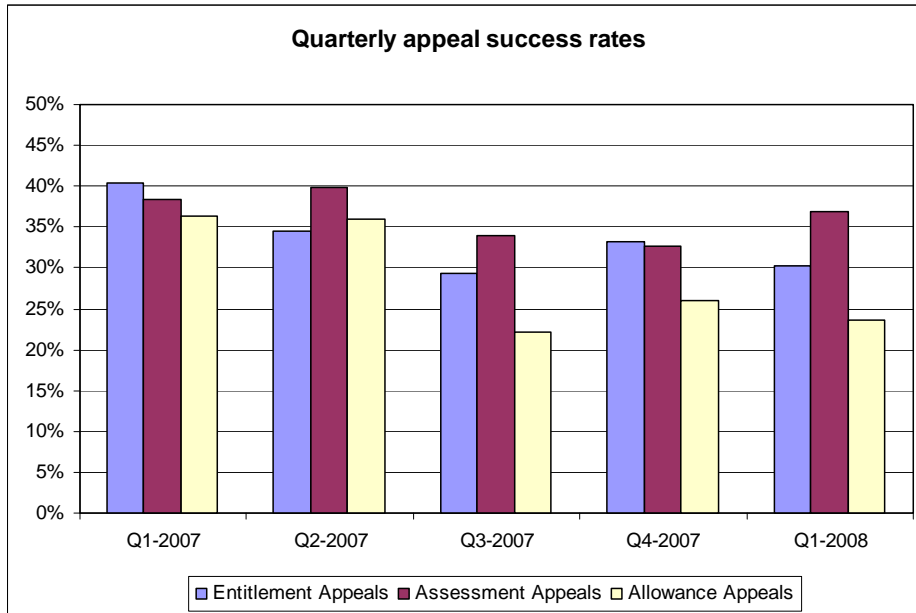
This chart is derived from data shown in Table 2.2.



In the financial year 2007-08, 68% of first claims resulted in an ongoing war pension or gratuity, 43% of war widow(er)s' claims resulted in an ongoing widow(er)s' pension, and 39% of second claims resulted in an increased entitlement or new award.

Registered first claims to pension increased from 1,245 claims during quarter four of 2007 (October-December 2007), to 1,850 claims in quarter one of 2008 (January-March 2008). This was the highest registered number of first claims to pension in any quarter since quarter three of 2002 (July-September 2002).

This data is derived from data shown in Table 2.6⁽¹⁾



Note: (1) For Q1-2007, the quarterly appeal success rate excludes Widow(er)s' Entitlement Appeals. These results are not available due to a change in the process for recording the outcomes of these appeals part way through the quarter.

The success rates for appeals have varied over the last five quarters. During the first quarter of 2008, 30% of entitlement appeals (including widow(er)s' entitlement appeals) were successful, 37% of assessment appeals resulted in an increased award and 24% of allowance appeals were successful.

Introduction

Pensions, allowances or other payments may be awarded where disablement or death is a result of service in HM Forces, or of an injury sustained as a result of war-time service in the Naval Auxiliary Service, or the Mercantile Marine. Awards may also be made in respect of service in the Polish Forces under British command during World War Two. Whilst most payments are made to people living in Great Britain some recipients are from overseas.

Pensions, allowances or other payments may also be awarded where the disablement or death of a civilian or a member of a Civil defence organisation is the direct result of an injury sustained as a result of enemy action in World War Two.

Conventions

	In order to maintain anonymity of claimants, all figures have been rounded to the nearest 5.
	All percentages have been rounded to the nearest 1%.
	Totals may not add due to rounding.
..	Not available
.	Not applicable
-	Nil
~	Negligible (less than 5)
r	Revised
	Break in series
Q1	1 st January to 31 st March
Q2	1 st April to 30 th June
Q3	1 st July to 30 th September
Q4	1 st October to 31 st December

Figures are calculated from data stored on the Service Personnel and Veterans Agency Computer System.

Section 1: Recipients of War Pensions

Table 1.1: Number of War Pensions in payment by type of pension and principal scheme	8
Table 1.2: End of financial year caseload by gender	9
Table 1.3: Caseload flows by financial year.....	9
Table 1.4: Disablement pensions in payment by assessment at 31 March 2008 .	11
Table 1.5: Pensioners by type of pension, principal scheme (DPs) and Government Office Region at 31 March 2008	12
Table 1.6: War Pensions in payment by pension type, percentage disablement and age band at 31 March 2008.....	13
Table 1.7: Average weekly amounts of pension entitlement, by type, percentage disablement and age bands at 31 March 2008.....	14
Table 1.8: Supplementary allowances in payment by type of allowance	16

Table 1.1: Number of War Pensions in payment by type of pension and principal scheme

	Awards in payment at:				
	31-Mar-07	30-Jun-07	30-Sep-07	31-Dec-07	31-Mar-08
TOTAL IN PAYMENT	212,535	209,895	207,190	204,530	201,265
Disablement Pensioners in receipt of an ongoing war pension	173,850	171,865	169,780	167,700	165,165
1914 war	-	-	-	-	-
Inter-war	60	60	60	55	50
1939 war onwards	170,320	168,430	166,415	164,420	161,970
Civilian	1,805	1,775	1,750	1,715	1,680
Polish	755	730	710	695	675
Mercantile marine	895	855	835	810	785
Not known	10	15	5	-	~
War Widow(er)s	37,795	37,145	36,545	35,975	35,235
War widows pension	37,730	37,075	36,475	35,905	35,165
War widowers pension	65	65	70	70	70
Other Pensioners	890	885	860	855	865
Disablement pensioners (ALSO allowance only)	410	410	410	405	420
War orphans pension	30	30	30	30	25
War parents pension	35	35	30	30	30
Adult dependant pension	10	10	10	10	10
Unmarried dependant pension	~	~	~	~	~
Child allowance only	400	400	385	385	380

Table 1.2: End of financial year caseload by gender⁽¹⁾

	Awards in payment at:					
	31-Mar-04	31-Mar-05		31-Mar-06 ⁽¹⁾	31-Mar-07	31-Mar-08
TOTAL IN PAYMENT	247,585	235,300	 	223,850^r	212,535	201,265
Men	193,960	184,410	 	175,660^r	166,910	158,455
Women	53,625	50,890	 	48,190^r	45,625	42,810
Disablement Pensioners	201,545	191,750	 	182,800^r	173,850	165,165
Men	193,220	183,675		174,955 ^r	166,225	157,780
Women	8,330	8,075		7,845 ^r	7,625	7,385
War Widow(er)s	45,035	42,580	 	40,125^r	37,795	35,235
Men	40	55		60 ^r	65	70
Women	44,995	42,525		40,065 ^r	37,730	35,165
Other Pensioners	1,005	970	 	925^r	890	865
Men	700	680		645 ^r	615	605
Women	305	290		280 ^r	270	260

Note: (1) The discontinuity in this table between 2004/05 and 2005/06, and the revisions made in June 2006 to the previously published figures for 2005/06 are due to improvements in data processing. For a detailed explanation see page 6 of the War Pensions Quarterly Statistics, June 2006 publication <http://www.dasa.mod.uk/natstats/pensions/introduction.html>.

Table 1.3: Caseload flows by financial year

	Financial Year:					
	2003-04	2004-05		2005-06 ⁽¹⁾	2006-07	2007-08
TOTAL IN PAYMENT	247,585	235,300	 	223,850^r	212,535	201,265
Men	4,520	4,215	 	3,775^r	3,295	2,940
Women	17,725	16,500	 	15,165^r	14,610	14,205
Disablement Pensioners	201,545	191,750	 	182,800^r	173,850	165,165
Men	3,260	2,955		2,700 ^r	2,380	2,170
Women	13,890	12,750		11,670 ^r	11,345	10,835
War Widow(er)s	45,035	42,580	 	40,125^r	37,795	35,235
Men	1,200	1,210		1,000 ^r	895	755
Women	3,740	3,665		3,460 ^r	3,225	3,315
Other Pensioners	1,005	970	 	925^r	890	865
Men	60	50		75 ^r	20	15

Women	95	85		35 ^r	40	55
-------	----	----	--	-----------------	----	----

Note: (1) The discontinuity in Tables 1.2 and 1.3 between the financial years 2004-05 and 2005-06, and the revisions (r) made to the previously published figures for 2005-06, are due to improvements in data processing.

Table 1.4: Disablement pensions in payment by assessment at 31 March 2008

Degree of disablement (Percentage)

Men and Women	Total	1914 War	Inter War	1939 War onwards	Civilian	Polish	Mercantile Marine	Not Known
TOTAL	165,165	-	50	161,970	1,680	675	785	~
20	63,955	-	15	63,185	355	180	225	-
30	39,435	-	15	38,670	370	175	205	~
40	23,170	-	10	22,645	280	105	130	~
50	12,890	-	~	12,580	175	60	70	-
60	8,180	-	~	7,995	105	40	45	-
70	4,945	-	~	4,795	90	30	30	-
80	4,110	-	~	3,985	65	30	25	-
90	1,455	-	~	1,400	30	10	10	-
100	5,695	-	~	5,435	180	40	35	~
Misc	1,330	-	-	1,280	30	10	5	-
Men								
TOTAL	157,780	-	50	155,635	660	645	785	~
20	61,235	-	15	60,710	120	165	225	-
30	37,775	-	15	37,245	140	170	205	~
40	22,140	-	10	21,775	125	105	130	~
50	12,315	-	~	12,115	65	60	70	-
60	7,810	-	~	7,685	45	35	45	-
70	4,705	-	~	4,605	40	25	30	-
80	3,895	-	~	3,810	30	30	25	-
90	1,390	-	~	1,355	10	10	10	-
100	5,360	-	~	5,205	75	40	35	~
Misc	1,160	-	-	1,140	5	10	5	-
Women								
TOTAL	7,385	-	-	6,335	1,025	25	-	-
20	2,720	-	-	2,475	230	10	-	-
30	1,660	-	-	1,425	230	~	-	-
40	1,030	-	-	870	160	~	-	-
50	575	-	-	470	105	-	-	-
60	375	-	-	310	60	~	-	-
70	245	-	-	190	50	~	-	-
80	210	-	-	175	35	-	-	-
90	65	-	-	45	20	-	-	-
100	335	-	-	230	105	~	-	-
Misc	170	-	-	145	25	~	-	-

Table 1.5: Pensioners by type of pension, principal scheme (DPs) and Government Office Region at 31 March 2008

	Disablement Pensioners										
	All Pensioners	All DPs	1914 War	Inter War	1939 War onwards	Civilian	Polish	Mercantile Marine	Not Known	War Widow(er)s	Other ⁽¹⁾ Pensioners
Total	201,265	165,165	-	50	161,970	1,680	675	785	~	35,235	865
North East	13,065	11,560	-	-	11,415	55	10	80	~	1,440	65
North West	23,145	19,410	-	~	18,920	240	65	180	~	3,640	95
Yorkshire and the Humber	14,700	12,000	-	~	11,860	55	45	35	-	2,620	80
East Midlands	12,460	10,325	-	~	10,210	50	40	15	-	2,090	45
West Midlands	11,840	9,500	-	~	9,355	80	50	10	~	2,295	50
East of England	14,380	11,205	-	~	10,960	185	30	25	~	3,130	45
London	7,995	5,870	-	5	5,520	250	75	20	-	2,095	35
South East	26,200	20,595	-	10	20,175	310	40	60	-	5,500	105
South West	25,295	20,875	-	10	20,590	190	45	40	-	4,310	110
Wales	11,400	9,505	-	~	9,370	55	25	50	-	1,845	50
Scotland	19,650	16,870	-	~	16,640	75	45	105	-	2,695	85
N. Ireland	4,355	3,615	-	-	3,600	10	-	5	-	715	30
Other UK ⁽²⁾	495	400	-	-	395	~	-	~	-	90	~
Overseas	14,775	12,290	-	5	11,830	105	205	150	-	2,420	65
Not Known	1,505	1,150	-	-	1,125	15	~	5	-	345	10

Note: (1) 'Other Pensioners' includes War Orphans, War Parents, Adult Dependant, Unmarried Dependant, Juvenile Dependant, Child Allowance only and ALSO only pensioners.

(2) Other UK includes Isle of Man and Channel Islands.

Table 1.6: War Pensions in payment by pension type, percentage disablement and age band at 31 March 2008

Age	All Pensioners	Disablement Pensioners										Not ⁽¹⁾ known	War Widow(er)s	Other ⁽²⁾ Pensioners
		All DPs	20%	30%	40%	50%	60%	70%	80%	90%	100%			
ALL	201,265	165,165	63,955	39,435	23,170	12,890	8,180	4,945	4,110	1,455	5,695	1,330	35,235	865
Under 30	1,505	1,370	690	290	130	55	30	15	15	~	25	115	20	115
30-34	2,590	2,505	1,270	580	290	120	85	35	20	~	35	75	55	25
35-39	6,745	6,520	2,930	1,610	855	400	265	120	90	15	120	100	165	60
40-44	8,020	7,700	3,350	1,860	1,025	500	335	165	140	30	195	100	255	65
45-49	10,115	9,670	3,975	2,365	1,285	755	430	255	190	65	290	70	380	65
50-54	9,100	8,540	3,340	2,060	1,235	675	440	235	185	40	280	55	470	90
55-59	9,665	8,890	3,475	2,155	1,240	675	440	265	220	70	300	50	690	85
60-64	12,670	11,470	4,710	2,610	1,570	835	565	370	275	85	380	70	1,095	100
65-69	14,625	12,970	5,555	2,950	1,615	960	575	360	340	100	420	90	1,560	95
70-74	21,150	18,660	8,185	4,620	2,335	1,220	740	445	380	125	505	115	2,425	65
75-79	21,240	17,145	7,125	4,175	2,320	1,260	705	420	380	130	495	125	4,070	25
80-84	32,155	24,825	8,725	5,870	3,755	2,130	1,415	865	670	265	1,005	125	7,305	25
85-89	37,805	27,230	8,405	6,505	4,335	2,510	1,645	1,075	945	400	1,235	165	10,545	30
90-94	11,640	6,755	1,975	1,555	1,045	705	450	280	230	105	355	50	4,875	10
95+	2,240	910	245	235	130	90	60	45	30	10	50	15	1,320	5

Notes: (1) 'Not known' consists of those entitled to a disablement pension but with no percentage disability recorded. These include clerical overrides and suspended cases.

(2) 'Other Pensioners' includes War Orphans, War Parents, Adult Dependant, Unmarried Dependant, Juvenile Dependant, Child Allowance only and ALSO only pensioners.

Table 1.7: Average weekly amounts of pension entitlement, by type, percentage disablement and age bands at 31 March 2008

(All figures are in £s)

Age	Disablement Pension										War Widow(er)s	
	All DP's	20%	30%	40%	50%	60%	70%	80%	90%	100%		
PENSION & ALLOWANCES												
All cases	69.01	29.11	45.23	76.92	99.23	131.22	153.23	195.37	215.28	289.77	197.01	
Under 30	51.25	27.98	41.41	73.38	93.84	144.17	149.91	212.12	122.05	329.69	85.78	
30-34	52.21	28.42	42.25	80.39	99.21	135.14	179.04	200.24	409.43	268.03	113.75	
35-39	60.94	28.88	43.59	83.99	108.06	139.73	176.30	205.95	249.85	319.00	108.26	
40-44	66.54	29.45	45.89	81.36	110.51	151.37	178.38	243.18	278.03	306.04	112.78	
45-49	70.17	29.79	46.68	81.70	111.89	152.11	173.89	213.03	235.70	315.02	118.52	
50-54	74.40	30.58	47.98	83.19	113.91	154.51	179.90	229.40	254.84	315.51	115.79	
55-59	75.27	30.34	47.74	81.89	112.66	154.66	180.42	226.40	246.30	320.03	127.07	
60-64	72.44	29.63	47.69	78.75	107.85	147.30	173.99	214.72	254.33	314.07	141.28	
65-69	72.47	29.41	46.61	84.41	107.09	151.32	179.90	236.73	259.00	319.79	164.81	
70-74	65.72	29.06	45.99	79.96	103.98	140.71	168.35	221.36	237.26	323.30	187.32	
75-79	65.22	28.76	45.37	78.64	99.48	131.27	149.15	198.56	220.71	297.38	193.65	
80-84	69.32	28.43	43.72	71.89	91.09	116.68	138.31	179.83	206.62	282.28	208.79	
85-89	70.36	28.51	43.34	70.05	87.00	110.31	127.95	159.89	186.42	254.77	210.31	
90-94	71.68	28.72	43.20	69.92	86.33	107.55	127.62	155.68	174.83	236.42	210.53	
95+	70.46	28.67	42.94	67.29	85.63	106.92	122.03	141.21	179.22	224.16	208.77	
PENSION ONLY												
All cases	50.08	27.87	41.79	55.58	69.45	83.32	97.37	111.34	125.25	138.32	104.11	
Under 30	40.41	27.67	41.41	52.30	66.90	80.55	93.08	109.44	108.02	133.58	61.30	
30-34	40.35	27.58	40.96	53.31	66.42	77.73	93.53	106.79	125.73	113.06	69.03	
35-39	43.78	27.54	41.37	53.99	66.65	79.17	93.49	108.08	116.88	132.43	68.41	
40-44	45.73	27.77	41.31	54.53	67.64	81.83	95.20	110.63	124.99	129.90	83.29	
45-49	47.72	27.85	41.62	55.13	68.45	82.49	97.07	109.75	119.70	132.64	95.29	
50-54	49.10	27.85	41.77	55.28	69.13	82.76	97.13	110.12	125.42	136.91	100.76	
55-59	49.77	27.86	41.77	55.52	69.57	83.55	97.28	111.04	125.68	137.77	101.10	
60-64	49.47	27.92	41.85	55.79	69.73	83.51	97.13	111.47	125.54	138.89	102.92	
65-69	48.81	27.93	41.87	55.82	69.76	83.69	97.60	111.68	125.70	139.59	102.36	
70-74	46.95	27.91	41.88	55.84	69.79	83.74	97.70	111.61	125.71	139.42	102.64	
75-79	48.18	27.91	41.88	55.85	69.80	83.78	97.68	111.73	125.71	139.61	103.69	
80-84	52.61	27.92	41.88	55.86	69.81	83.79	97.76	111.75	125.63	139.68	104.63	
85-89	55.30	27.92	41.88	55.86	69.82	83.79	97.77	111.69	125.72	139.67	105.64	
90-94	56.96	27.93	41.89	55.86	69.84	83.79	97.73	111.74	125.73	139.69	105.92	
95+	57.48	27.94	41.90	55.82	69.85	83.82	97.79	111.76	125.73	139.68	105.28	

Table 1.7: Average weekly amounts of pension entitlement, by type, percentage disablement and age bands at 31 March 2008 (continued)

(All figures are in £s)

Age	Disablement pension										War Widow(er)s
	All DP's	20%	30%	40%	50%	60%	70%	80%	90%	100%	
ALLOWANCES ONLY (including Widow(er)s special allowance)											
All cases	18.93	1.24	3.44	21.34	29.78	47.90	55.87	84.03	90.03	151.45	92.90
Under 30	10.84	0.31	0.00	21.08	26.94	63.62	56.83	102.68	14.03	196.11	24.48
30-34	11.86	0.84	1.29	27.08	32.79	57.40	85.51	93.44	283.70	154.96	44.71
35-39	17.16	1.34	2.22	30.00	41.40	60.56	82.82	97.87	132.97	186.57	39.85
40-44	20.80	1.68	4.57	26.84	42.87	69.55	83.18	132.55	153.03	176.14	29.50
45-49	22.44	1.94	5.07	26.57	43.44	69.62	76.82	103.27	116.00	182.38	23.23
50-54	25.30	2.74	6.21	27.91	44.79	71.75	82.77	119.27	129.41	178.60	15.03
55-59	25.50	2.48	5.97	26.37	43.10	71.10	83.13	115.36	120.63	182.26	25.97
60-64	22.97	1.71	5.84	22.96	38.11	63.79	76.86	103.25	128.79	175.18	38.36
65-69	23.67	1.48	4.75	28.59	37.33	67.63	82.30	125.05	133.29	180.20	62.44
70-74	18.77	1.15	4.11	24.13	34.19	56.97	70.66	109.75	111.55	183.88	84.68
75-79	17.03	0.85	3.49	22.79	29.68	47.49	51.48	86.83	95.00	157.77	89.96
80-84	16.71	0.51	1.84	16.04	21.27	32.89	40.55	68.08	80.99	142.60	104.16
85-89	15.06	0.59	1.45	14.19	17.18	26.52	30.19	48.20	60.70	115.10	104.67
90-94	14.72	0.79	1.30	14.07	16.49	23.75	29.89	43.94	49.10	96.72	104.60
95+	12.99	0.73	1.04	11.47	15.78	23.10	24.24	29.45	53.49	84.48	103.49

Table 1.8: Supplementary allowances in payment by type of allowance

Allowance type	Awards in payment at:				
	31-Mar-07	30-Jun-07	30-Sep-07	31-Dec-07	31-Mar-08
Total Allowances	180,475	177,765	174,920	172,585	169,470
Age 80 addition (NI) (Disablement & Widow(er))	1,790	1,735	1,665	1,615	1,565
Age addition – Disablement	45,080	44,220	43,360	42,525	41,535
Age addition – Widows	33,975	33,360	32,840	32,280	31,555
Allowance for lowered standard of occupation	11,505	11,485	11,505	11,505	11,485
Clothing allowance	4,355	4,290	4,215	4,150	4,085
Comforts allowance	9,450	9,350	9,250	9,160	9,055
Constant attendance allowance	3,290	3,245	3,190	3,150	3,105
Exceptionally severe disablement allowance	620	610	610	605	605
Severe disablement occupational allowance	10	10	10	10	10
Invalidity allowance	6,925	6,870	6,825	6,805	6,750
Mobility supplement	15,820	15,720	15,590	15,500	15,350
Unemployability supplement	8,355	8,275	8,190	8,130	8,050
Modified Unemployability supplement	35	35	35	35	35
Additional allowance spouse	1,875	1,830	1,805	1,780	1,745
Modified allowance for spouse	220	215	210	205	200
Additional allowance dependant	~	~	~	~	~
Additional allowance child	1,285	1,285	1,130	1,210	1,235
Child allowance	990	1,005	845	890	900
Over age infirm child allowance	325	320	320	315	305
Modified over age infirm child allowance	10	10	10	10	10
Temporary allowance Widow(er)	180	190	175	180	180
Widow(er)s rent allowance	460	465	465	465	425
Widow(er)s special allowance	33,910	33,235	32,665	32,060	31,285

Table 1.8: Supplementary allowances in payment by type of allowance (continued)

	Awards in payment at:					
	31-Mar-04	31-Mar-05		31-Mar-06 ⁽¹⁾	31-Mar-07	31-Mar-08
Total Allowances	214,790	202,740	 	191,145^r	180,475	169,470
Average Weekly Allowances Entitlement (in £s)						
Disablement Pensioners	16.01	16.54		17.08 ^r	18.05	18.93
War Widow(er)s	82.39	84.24		86.66 ^r	90.32	92.90

Note: (1) The discontinuity between March 2005 and March 2006, and the revisions (r) made to the previously published figures for March 2006, are due to improvements in data processing.

Section 2: Number of claims, awards and appeals

Table 2.1: All Claim types registered during quarter	19
Table 2.1a: All Claims registered during quarter by claim type.....	20
Table 2.2: Yearly War pension claims by outcome	22
Table 2.2a: Quarterly War pension claims by outcome	23
Table 2.3: Number of successful gratuity & nil percentage awards cleared by year	24
Table 2.4: First claims to supplementary allowances cleared by allowance type and outcome.....	25
Table 2.4a: First claims to supplementary allowances automatically awarded by allowance type.....	26
Table 2.5: Appeals cleared (to Pensions Appeal Tribunal or during preparation) by type.....	26
Table 2.6: Pensions Appeal Tribunal decisions by claim	27

Table 2.1: All Claim types registered during quarter

Claim type	Claims registered during:				
	Q1-2007	Q2-2007	Q3-2007	Q4-2007	Q1-2008
Disablement claims	4,095	4,040	3,660	3,810	4,600
War Widow(er)s claims	480	430	430	415	435
Supplementary allowance claims	1,585	1,485	1,445	1,325	1,435
Supplementary allowance reviews	1,025	840	735	725	980
Medical expenses	1,240	1,125	1,080	980	1,045
Appeals	770	775	695	605	650

Table 2.1a: All Claims registered during quarter by claim type

Claim type	Claims registered during:				
	Q1-2007	Q2-2007	Q3-2007	Q4-2007	Q1-2008
Disablement claims	4,095	4,040	3,660	3,810	4,600
Current invaliding	290	170	160	255	455
First claim to pension	1,635	1,375	1,100	1,245	1,850
Further condition	780	835	825	760	805
Deterioration	1,040	1,105	995	935	980
Departmental review	90	75	65	180	40
Conditional list review	255	485	510	430	475
War Widow(er)s claims	480	430	430	415	435
Widow(er)s	450	410	400	385	415
Restored Widow(er)s	30	20	30	25	20
Review Widow(er)s	-	~	-	~	~
Supplementary allowance claims	1,585	1,485	1,445	1,325	1,435
Allowance for lowered standard of occupation	170	160	170	135	145
Clothing allowance	40	60	45	30	40
Constant attendance allowance	130	115	125	110	105
Mobility supplement	350	315	290	255	285
Unemployability supplement	90	75	70	70	85
Additional allowance spouse	30	15	25	20	25
Additional allowance dependant	-	~	-	-	-
Additional allowance child	30	25	25	30	20
Child allowance only	~	~	5	10	~
Widow(er)s child allowances	-	-	-	-	-
Widow(er)s rent allowance	50	70	85	80	45
Temporary allowance Widow(er)	120	90	100	105	100
Funeral expenses	575	550	505	480	570
Supplementary allowance reviews ⁽¹⁾	1,025	840	735	725	980
Allowance for lowered standard of occupation	475	425	330	350	435
Constant attendance allowance	35	50	35	35	25
Mobility supplement	65	40	60	60	50
Unemployability supplement	130	115	100	115	120
Additional allowance spouse	265	70	40	50	285
Additional allowance dependant	~	-	~	-	-
Child allowance ⁽²⁾	60	140	170	110	70

Table 2.1a: All Claims registered during quarter by claim type (continued)

Claim type	Claims registered during:				
	Q1-2007	Q2-2007	Q3-2007	Q4-2007	Q1-2008
Medical expenses ⁽³⁾	1,240	1,125	1,080	980	1,045
Appliance	10	10	5	5	10
Chiropody	~	~	~	~	~
Convalescence	40	35	40	35	35
Dental	30	15	25	25	15
Hearing aid	25	15	20	15	15
Home nursing equipment	35	15	15	15	15
Hospital travel expenses	55	50	65	60	60
House adaptation grant	55	50	60	55	50
Prescription	25	20	20	10	10
Priority treatment	215	210	195	140	145
Private treatment	25	30	25	20	20
Provision of treatment	340	295	250	275	250
Remedial treatment	300	295	280	245	340
Skilled nursing care	5	15	10	10	15
Spectacles	30	20	25	25	20
Treatment allowance (inc. loss of earnings)	45	40	45	40	45
Appeals	770	775	695	605	650
Entitlement - Disablement	200	245	200	185	180
Entitlement – Widow(er)s	50	55	40	35	40
Assessment	410	365	330	295	310
Supplementary Allowances	75	95	100	75	95
Miscellaneous	35	20	25	15	20

Notes: (1) Reviews of allowances which involve rates of pay are traditionally held in the first quarter of the year.

(2) Contains Widow(er)s' child allowance and child allowance only reviews.

(3) Excludes NI and Eire.

Table 2.2: Yearly War Pension claims by outcome

Claim type	Financial Year:										
	2003-04		2004-05			2005-06 ⁽¹⁾		2006-07		2007-08	
First claims											
Total	7,920		7,590			7,515^r		6,765		6,765	
Awarded 20-100%	1,840	23%	1,725	23%		1,740 ^r	23%	1,525	23%	1,370	24%
Awarded 1-19%	3,295	42%	3,450	45%		3,465 ^r	46%	3,155	47%	2,555	44%
Awarded 0%	1,935	24%	1,590	21%		1,495 ^r	20%	1,370	20%	1,185	21%
Rejections	850	11%	815	11%		815 ^r	11%	715	11%	645	11%
Second/Subsequent claims											
Total	11,585		11,035			9,375^r		8,480		7,365	
Awarded 20-100%	55	0%	55	0%		50 ^r	1%	45	1%	40	0%
Awarded 1-19%	55	0%	45	0%		60 ^r	1%	50	1%	30	1%
Awarded 0%	50	0%	55	1%		55 ^r	1%	40	0%	45	1%
Increased assessments	4,120	36%	3,995	36%		3,400 ^r	36%	3,160	37%	2,795	38%
Maintained assessments ⁽²⁾	6,175	53%	5,980	54%		4,960 ^r	53%	4,395	52%	3,830	52%
Reduced assessments	425	4%	385	3%		340 ^r	4%	320	4%	215	3%
Rejections	705	6%	515	5%		510 ^r	5%	475	6%	400	5%
Widow(er)s (includes restored Widow(er)s)⁽³⁾											
Total	2,465		2,220			2,040^r		1,930		1,560	
Awards	1,120	45%	1,105	50%		905 ^r	44%	825	43%	665	43%
Rejections	1,345	55%	1,115	50%		1,135 ^r	56%	1,105	57%	895	57%

Note: (1) The discontinuity in this table between 2004/05 and 2005/06, and the revisions (r) made to the previously published figures for 2005/06, are due to improvements in data processing.

(2) Due to a stricter definition of "maintained assessment", these figures may not match those published previously.

(3) Since 2005/06 figures do not include Widow(er)s' reviews.

Table 2.2a: Quarterly War Pension claims by outcome

Claim type	Claims cleared during:					
	Q1-2007	Q2-2007	Q3-2007	Q4-2007	Q1-2008	
First claims						
Current Invaliding	Total	340	330	185	160	290
	Awarded 20-100%	155	175	85	85	120
	Awarded 1-19%	110	105	60	35	75
	Awarded 0%	5	5	~	~	~
	Rejected	75	45	40	30	90
First Claim to Pension	Total	1,340	1,500	1,185	1,045	1,060
	Awarded 20-100%	245	320	210	190	185
	Awarded 1-19%	660	730	590	470	480
	Awarded 0%	305	310	290	275	295
	Rejected	125	135	95	110	105
Second/Subsequent claims						
Further Condition	Total	735	715	680	645	625
	Awarded 20-100%	10	~	~	~	5
	Awarded 1-19%	10	5	~	5	5
	Awarded 0%	10	10	10	5	10
	Increased	320	320	305	295	295
	Maintained ⁽¹⁾	280	260	240	240	230
	Reduced	10	20	15	10	~
	Rejected	95	90	105	85	75
Conditional List Review	Total	375	330	400	480	415
	Awarded 20-100%	~	~	~	~	5
	Awarded 1-19%	-	~	-	-	-
	Awarded 0%	-	-	-	-	-
	Increased	50	35	50	60	55
	Maintained ⁽¹⁾	275	250	300	370	335
	Reduced	45	40	40	45	15
	Rejected	~	-	5	~	~

Table 2.2a: Quarterly War Pension claims by outcome (Continued)

Claim type		Claims cleared during:				
		Q1-2007	Q2-2007	Q3-2007	Q4-2007	Q1-2008
Deterioration	Total	770	760	745	610	670
Claim	Awarded 20-100%	~	~	~	5	~
	Awarded 1-19%	-	-	~	-	~
	Awarded 0%	~	~	-	~	~
	Increased	365	400	360	275	335
	Maintained ⁽¹⁾	390	345	375	320	325
	Reduced	5	5	~	5	~
	Rejected	~	5	10	~	~
Departmental	Total	70	35	55	155	35
Review	Awarded 20-100%	-	~	~	-	~
	Awarded 1-19%	-	~	~	-	~
	Awarded 0%	-	~	-	-	~
	Increased	~	5	~	~	~
	Maintained ⁽¹⁾	65	20	40	150	20
	Reduced	~	~	5	~	~
	Rejected	~	~	~	~	~
Widow(er)s (includes restored Widow(er)s)⁽²⁾						
	Total	470	400	390	380	385
	Awarded	215	175	165	165	165
	Rejected	260	225	230	215	220

Notes: (1) Due to a stricter definition of "maintained assessment", these figures may not match those published previously.
(2) These figures do not include Widow(er)s' reviews.

Table 2.3: Number of successful gratuity & nil percentage awards cleared by year

	Financial Year:					
	2003-04	2004-05		2005-06 ⁽¹⁾	2006-07	2007-08
Total⁽¹⁾	5,340	5,145	 	5,115^r	4,640	3,840
Nil Awards	1,985	1,645		1,585 ^r	1,440	1,255
01 - 05%	1,240	1,265		1,370 ^r	1,230	960
06 - 14%	1,815	1,955		1,880 ^r	1,725	1,365
15 - 19%	295	275		275 ^r	245	265

Note: (1) The discontinuity in this table between 2004/05 and 2005/06, and the revisions(r) made to the previously published figures for 2005/06, are due to improvements in data processing.

Table 2.4: First claims to supplementary allowances cleared by allowance type and outcome⁽¹⁾

Allowance type		First awards made during:				
		Q1-2007	Q2-2007	Q3-2007	Q4-2007	Q1-2008
Allowance for lowered standard of occupation	Total	140	130	185	170	125
	Awarded	115	105	145	135	105
	Rejected	30	30	40	35	25
Clothing allowance	Total	40	40	35	35	40
	Awarded	20	25	20	15	20
	Rejected	20	20	20	20	20
Constant attendance allowance	Total	125	90	100	110	105
	Awarded	70	40	55	55	55
	Rejected	50	50	45	55	50
Exceptionally severe disablement allowance	Total	30	15	20	15	20
	Awarded	30	15	20	15	20
	Rejected	-	-	-	-	-
Severe disablement occupational allowance	Total	-	-	-	-	~
	Awarded	-	-	-	-	~
	Rejected	-	-	-	-	-
Mobility supplement	Total	290	295	295	275	230
	Awarded	170	175	160	160	130
	Rejected	120	120	135	115	100
Unemployability supplement	Total	65	60	65	60	60
	Awarded	50	45	50	45	55
	Rejected	15	15	15	15	5
Additional allowance spouse	Total	25	15	25	25	25
	Awarded	10	10	10	15	20
	Rejected	10	10	10	10	5
Additional allowance dependant	Total	-	~	-	-	-
	Awarded	-	-	-	-	-
	Rejected	-	~	-	-	-
Additional allowance child	Total	25	15	20	20	15
	Awarded	20	15	20	20	15
	Rejected	~	~	~	~	~
Child allowance only	Total	5	~	~	10	5
	Awarded	~	~	~	~	~
	Rejected	~	~	-	5	~
Widow(er)s child allowances	Total	~	~	~	~	~
	Awarded	~	~	~	~	~
	Rejected	-	-	-	~	-
Widow(er)s rent allowance	Total	10	10	10	10	10
	Awarded	10	5	10	5	10
	Rejected	~	~	-	~	-
Temporary allowance Widow(er)	Total	120	90	95	105	95
	Awarded	120	90	95	105	95
	Rejected	~	-	-	-	-
Funeral expenses	Total	520	495	465	450	495
	Awarded	215	210	175	175	205
	Rejected	300	285	290	270	285

Note: (1) Awards processed in the quarter. Entitlement may be backdated to a previous quarter.

Table 2.4a: First claims to supplementary allowances automatically awarded by allowance type⁽¹⁾

Allowance type	First awards made during:				
	Q1-2007	Q2-2007	Q3-2007	Q4-2007	Q1-2008
Age – 80 addition (NI) (Disablement & Widow(er))	20	15	5	10	15
Age – disablement	225	205	185	190	225
Age – Widow(er)s	150	145	175	145	140
Comforts allowance	15	10	5	10	10
Invalidity allowance	10	5	10	10	10

Note: (1) Awards processed in the quarter. Entitlement may be backdated to a previous quarter.

Table 2.5: Appeals cleared (to Pensions Appeal Tribunal or during preparation) by type

Appeals cleared	Appeals cleared during:				
	Q1-2007	Q2-2007	Q3-2007	Q4-2007	Q1-2008
Total	795	845	765	780	665
Entitlement - Disablement	220	245	205	240	215
Entitlement – Widow(er)s	45	70	85	55	30
Assessment	425	405	350	350	350
Supplementary Allowances	70	95	100	105	70
Temporary Allowances	-	-	-	-	-
Miscellaneous	35	30	25	30	10

Table 2.6: Pensions Appeal Tribunal decisions by claim

	Decisions made during:									
	Q1-2007 ⁽¹⁾		Q2-2007		Q3-2007		Q4-2007		Q1-2008	
Entitlement Appeals	..		155		230		275		210	
<u>Disablement</u>										
Total	165		135		190		210		165	
Allowed	65	40%	45	35%	65	34%	75	36%	55	34%
Disallowed	100	60%	90	65%	125	66%	135	64%	105	66%
<u>Widow(er)s</u>										
Total	..		20		40		70		50	
Allowed	5	33%	~	8%	20	26%	10	16%
Disallowed	10	67%	35	93%	50	74%	40	84%
<u>Overall</u>										
Allowed	55	34%	65	29%	90	33%	65	30%
Disallowed	100	66%	160	71%	185	67%	150	70%
Assessment Appeals	285		260		305		325		305	
Increased	110	38%	105	40%	105	34%	105	33%	110	37%
Upheld	175	61%	150	59%	195	65%	215	66%	190	62%
Reduced	~	1%	~	1%	~	1%	~	1%	~	1%
Allowance Appeals	20		40		45		75		70	
Allowed	10	36%	15	36%	10	22%	20	26%	15	24%
Disallowed	15	64%	25	64%	35	78%	55	74%	55	76%

Note: (1) For Q1-2007, the quarterly appeal success rate excludes Widow(er)s' Entitlement Appeals. These results are not available due to a change in the process for recording the outcomes of these appeals part way through the quarter.

Glossary of pensions and allowances

Age Allowance

This may be paid to a war disablement pensioner (man or woman) who is aged 65 or over and whose disablement is assessed at 40% or more.

Allowance for Lowered Standard of Occupation (ALSO)

This may be paid if a pensioner's earning capacity is reduced because their pensioned disablement permanently prevents them following their regular occupation. To gain entitlement new claimants must be under age 65, with a service disablement of at least 40% when they make their claim. This allowance plus their basic War Disablement Pension cannot exceed the 100% disablement pension rate.

Clothing Allowance (CLOT)

This may be paid if the disablement causes exceptional wear and tear on clothing.

Comforts Allowance (COMF)

This may be paid to a severely disabled pensioner who is receiving Constant Attendance Allowance or Unemployability Supplement or both. It is intended to help with the extra expenses associated with severe disablement.

Constant Attendance Allowance (CAA)

This may be paid to a pensioner who needs regular personal attention because of their pensioned disablement and that disablement is assessed at 80% or more. It is payable at one of four rates. The rate varies according to the level of attendance they need.

Disablement Pension (DP)

This is paid at a rate which varies according to the degree of disablement. The degree of disablement is assessed on a percentage basis by the War Pension Agency medical advisors.

Elderly Widow(er)'s Age Allowance

A war widow(er) may receive an additional allowance at age 65 which is increased at age 70 and again at age 80.

Exceptionally Severe Disablement Allowance (ESDA)

This may be paid to a pensioner who is receiving Constant Attendance Allowance at one of the two highest rates, or would be receiving it if they were not in hospital.

Funeral Expenses (FE)

Funeral expenses may be paid if the pensioner died as a result of his service disablement, or died while having treatment for that disablement in hospital, or was entitled to Constant Attendance Allowance, or was at the time of his death 80% or more disabled and receiving Unemployability Supplement.

Invalidity Allowance (IVA)

This may be paid to a pensioner receiving Unemployability Supplement. The rate varies according to the age at which unemployability began.

Modified Over Age Infirm Allowance (MOIA)

Compensation/Allowances (including that paid to children living in the Irish Republic or Overseas) due to infirmity are taken into account when calculating an award of OAIA and adjustments are made if necessary. (See OAIA below)

Modified Unemployability Supplement (MSUP)

The basic conditions of eligibility to UNSUPP for a pensioner living abroad (including the Irish Republic and the Channel Islands) are the same as for the UK, however, if they become eligible for Retirement Pension or other benefit payable out of the public funds of that country then UNSUPP may be adjusted with that benefit, or paid at a nominal rate to allow continued payment of comforts allowance.

Orphan's Pension

This may be payable to a child who has lost both parents.

Over Age Infirm Allowance (OAIA)

Over Age Infirm Allowance for children of deceased pensioners unable to support themselves dates back to the 1914 War. The allowance can be awarded or continued beyond the normal age limits on the grounds of infirmity if the ailment is of a nature which is likely to prevent the person from earning a living either permanently or for a prolonged period and infirmity commenced before age 16. The person is still referred to as a child even though they may be quite elderly.

Rent Allowance (RENT)

A war widow(er) with a child or children may be eligible for a rent allowance.

Severe Disablement Occupational Allowance (SDOA)

This may be paid to a pensioner who is entitled to Constant Attendance Allowance at one of the two highest rates, but who still normally has a gainful occupation.

Temporary Allowance for Widow(er)s (TAW)

This may be paid to a widow(er), irrespective of the cause of their spouse's death, if he/she were awarded Unemployability Supplement or Constant Attendance Allowance or both. The allowance is approximately equal to the disablement pension and allowances paid to their late spouse. It is paid for the first 26 weeks of widowhood.

Treatment Allowance (TA)

This is equivalent to a disablement pension paid at the 100% rate. It may be paid instead of a disablement pension to a pensioner who incurs a loss of earnings as a result of receiving treatment for their pensioned disablement.

Unemployability Supplement (UNSUPP)

This may be paid to a pensioner who is unemployable or virtually unemployable as a result of the war pensioned disablement. To gain entitlement, new claimants must be under age 65, with a pensioned disablement assessed at 60% or more when they make their claim. Additional allowances may be paid for a spouse and a child or children.

War Pensioner's Mobility Supplement (WPMS)

This is intended to help with the mobility costs of a pensioner who is unable to walk, or virtually unable to walk. New claimants must have a service disablement of at least 40%. It is paid to double amputees and to those pensioners who need help getting about because they are both deaf and blind as a result of their pensioned disablement.

War Widow(er)'s Pension (WWP)

The standard rate of pension may be paid if the widow(er) has a dependant child, or is over 40, or is incapable of self-support.

The lower rate is paid to childless widow(er)s under the age of 40. If the spouse was receiving Constant Attendance Allowance, or at the time of his/her death was 80% or more disabled and receiving Unemployability Supplement, a War Widow(er)s Pension is awarded automatically irrespective of the cause of death.

War Widow(er)'s Special Allowance

This is a Supplementary Pension payable to "pre-1973 war widow(er)s" (the widow(er)s of Service personnel who died or left the services before 31st March 1973, and who did not benefit from the improvements made from that date to the MOD's Armed Forces Pension Scheme).

Glossary of terms and conventions

Adult Dependant

Adult relatives, i.e. sister, brother, aunt or uncle etc, for whom the service person was financially responsible.

Appeal

An appeal provides a person with an impartial re-examination of the decision under appeal.

Child Allowance Only

There is a Child Allowance Only Pension in payment, i.e. no award has been given to War Widow(er)s Pension but her child has been awarded.

Cleared

Where the work by the Veterans Agency (VA) on a specific task has been fully completed.

Conditional List Review

Conditional List Review cases arise because Veterans Agency Medical Services have previously made an interim assessment for a limited period because the level of disablement was likely to change. A review date is calculated so that disablement can be reassessed before the given period expires.

Current Invaliding

Personnel invalided from the Forces and their case referred direct to the VA by Ministry of Defence for War Pensions consideration.

Gratuity

A single payment where war disablement has been accepted, but the disablement has been assessed at less than 20%.

Outcome

The final decision on a claim or action.

PAT

Pensions Appeal Tribunal.

Provision of Treatment

The reimbursement of Treatment/Medical expenses for War Pensioners living abroad.

Received

When a claim, appeal or piece of correspondence has been received by the Veterans Agency.

Registered

When the case or claim is registered on the War Pension Computer System.

Restored Widow(er)

A war widow(er) whose War Widow(er)s Pension was withdrawn on his/her remarriage and who subsequently re-claims the pension on becoming widowed again, legally separated, or divorced.

Unmarried Dependant

Partner who lived with the ex-service person for at least 6 months before his enlistment, was maintained by him and who has borne his child.

War

1914 War	Disabled due to service between 4 August 1914 and 30 September 1921.
Inter War	Disabled due to service between 1 October 1921 and 2 September 1939.
1939 Onwards	Disabled due to service from 3 September 1939 to date.

War Orphan

Child of deceased service person who has no surviving mother or father. Child whose mother was divorced from a service person at the time of death. Child who is not in the care of the surviving parent.

War Parent

Parent of the deceased service person.

Widow(er)

Spouse of ex-service person whose death was whilst in service or related to a disablement due to service from 4 August 1914 to date.

From 8 April 2002 a change in the law governing the War Pensions Scheme means that the provisions for war widowers have been equalised to align with those available to war widows. This change in the war pension law applies from the 8 April 2002 onwards and means that war widowers are now entitled, as appropriate, to the same basic pension, supplementary pension and allowances (e.g. in respect of any dependant children) as war widows. In particular, the means-testing element previously applied to war widowers' claims and pensions has been removed.

Appendix – Changes to the publication

As outlined to ministers on the 4th July 2005 (ref. D/CEDASA/9/7/4), as a result of the National Statistics review we have altered the publication to reflect customer requirements both internal and external to the Department (including ex-service charities).

Following the improvement in the processing of the data in line with recommendations of the National Statistics Quality Review we have revised the information published back to 30 June 2005. This has resulted in a number of small changes to the numbers which together with the definitional changes introduced in the last publication may mean that the figures shown may differ from those previously published.

Section	New table	Comments	Old table(s)
Section 1	1.1	The 'ALSO allowance only' disablement pensioners were previously either included with disablement pensioners or not included at all.	1.1
	1.2	New table showing yearly caseload broken down by gender	-
	1.3	New table showing the number of new awards (intake) and awards that have ceased (outflow) during the previous financial year. <i>Adding the intake and subtracting the outflow from the previous year's caseload will give the current year's caseload.</i>	-
	1.4	No change	1.4
	1.5	Dropped gender split. Categories for 'N. Ireland', 'Other UK' and 'Overseas' were previously grouped.	1.7
	1.6	Caseload by age and percentage disablement. Dropped gender split	1.3
	1.7	Average weekly pensions. Dropped gender split <i>Pension-only figures are less consistent across age groups than they were previously, due to the improved methodological treatment of abatements</i>	1.6
	1.8	Added yearly summary table of total allowances and average weekly allowance payments.	1.2
	Section 2	2.1 / 2.1 a	Claims registered by type. Combines several old tables. Minor definitional changes.
2.2 / 2.2 a		Claims cleared by outcome, includes success rates. Minor definitional changes	2.5
2.3		5 year historical trend of nil awards and gratuities. Less detailed than old tables.	3.1, 3.2
2.4 / 2.4 a		Awarded & rejected supplementary allowances	2.6
2.5		Appeals cleared. Extra appeal types added.	2.8
2.6		Appeal outcomes. With success rates.	2.9