



11 September 2008

Theme: Other - Defence

Issued by

Defence Analytical Services
and Advice (DASA)
Ministry of Defence
Ensleigh
Bath
BA1 5AB

Enquiries

DASA (Health Information)
Tel: 01225 468599
Fax: 01225 468918
jason.bradbury@dasa.mod.uk

Internet

www.dasa.mod.uk

A National Statistics publication

National Statistics are produced to high professional standards. They undergo regular quality assurance reviews to ensure that they meet customer needs. They are produced free from any political interference.

For general enquiries about National Statistics, contact the National Statistics Customer Contact Centre:
Tel: 0845 601 3034
Fax: 01633 652747
Minicom: 01633 812399
E-mail: info@statistics.gov.uk
Internet: www.statistics.gov.uk

**WAR PENSIONS QUARTERLY STATISTICS,
JUNE 2008**

CONTENTS

- Main Findings
- Introduction
- Conventions
- Section 1: Recipients of War Pensions
- Section 2: Number of claims, awards and appeals
- Glossary of pensions and allowances
- Glossary of terms and conventions
- Appendix: Changes to the publication

MAIN FINDINGS

The number of War Disablement Pensioners receiving a payment at 30 June 2008 was 163 thousand, compared with 172 thousand a year earlier.

The number of War Widow(er)s receiving a payment was 35 thousand, falling from 37 thousand a year earlier.

Approximately 5 out of 6 Disablement Pensioners (DPs) received pensions at the 50% rate or below. The largest group was those at the 20% rate. Fewer than 4% received the 100% disablement rate.

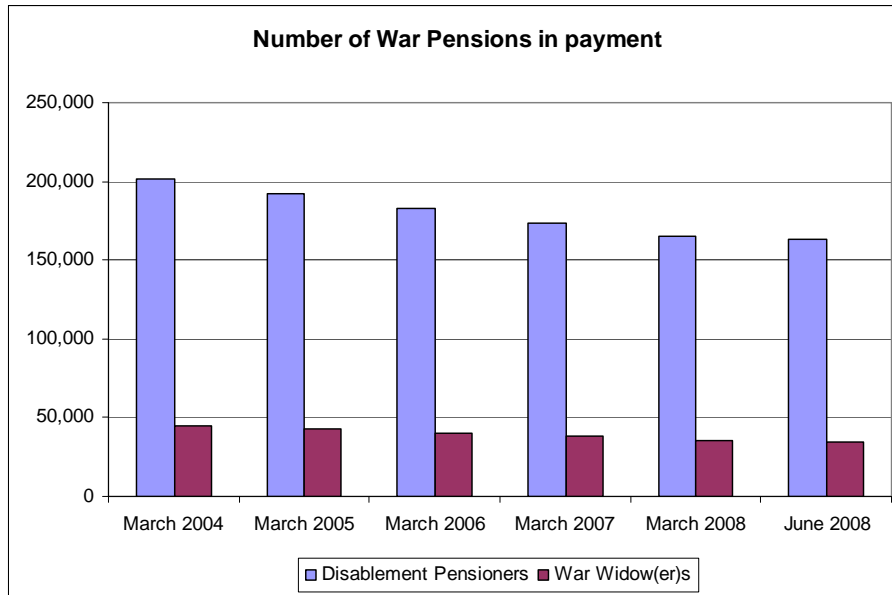
The average weekly amount received by DPs, including pension and supplementary allowances was £71.68. The average weekly amount received by a DP at the 100% disablement rate was £301.78.

The average weekly amount received by Widow(er)s was £204.50. The average weekly widow(er)s pension was £108.12, with the remainder comprising supplementary allowances.



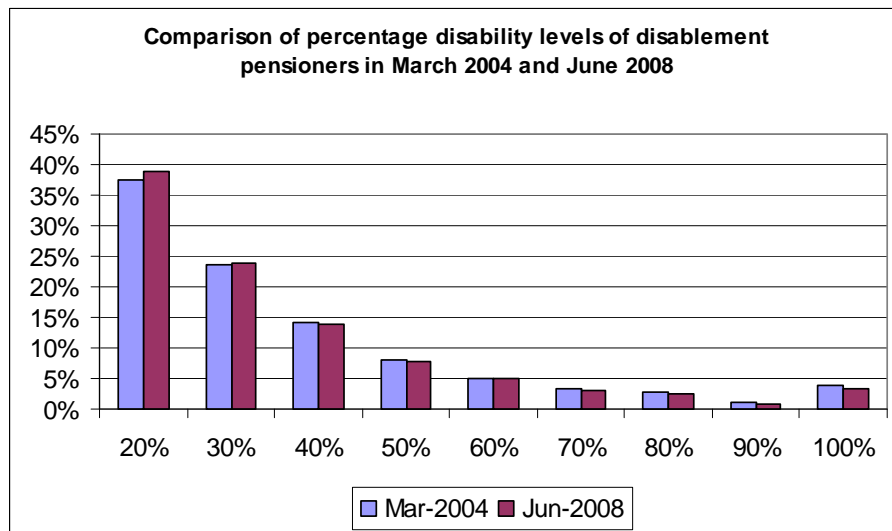
Main Findings

This chart is derived from data shown in Tables 1.1 and 1.2.



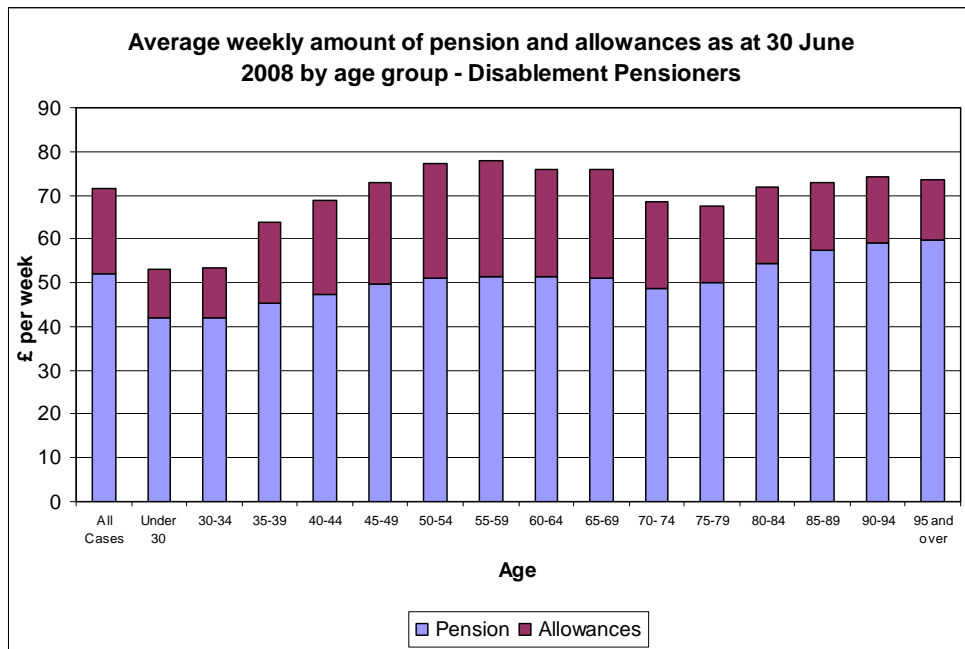
The number of War Disablement Pensioners (DPs) receiving a payment has fallen each year over the past four years, from 202 thousand at 31 March 2004, to 165 thousand at 31 March 2008. As at 30 June 2008 there was a further fall to 163 thousand disablement pensioners. The number of War Widow(er)s fell from 45 thousand to 35 thousand over the period 31 March 2004 to 31 March 2008, and again to below 35 thousand as at 30 June 2008. These reductions are partly due to the fact that injury, illness or death caused by Service on or after the 6 April 2005 will now be processed under the Armed Forces Compensation Scheme (AFCS).

This chart is derived from data shown in Table 1.6.



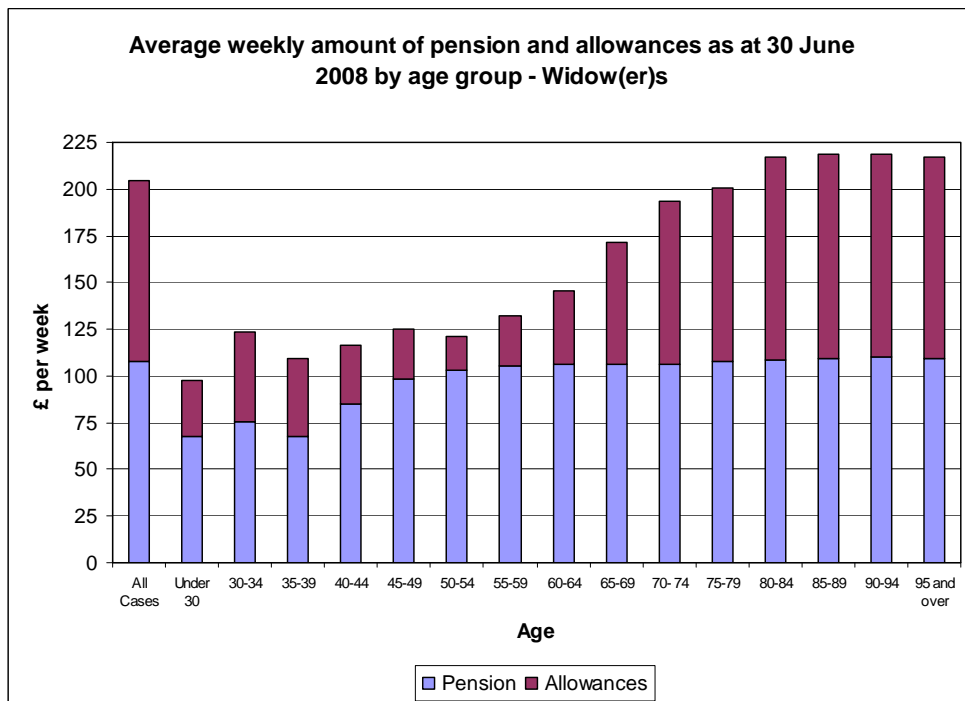
The proportion of DPs at each percentage disability level has remained relatively constant since March 2004, with over 35% receiving pensions at the 20% disablement rate. In June 2008, approximately five out of six (84%) DPs received a pension at the 50% rate or below. Fewer than four per cent received a 100% disablement rate pension.

This chart is derived from data shown in Table 1.7.



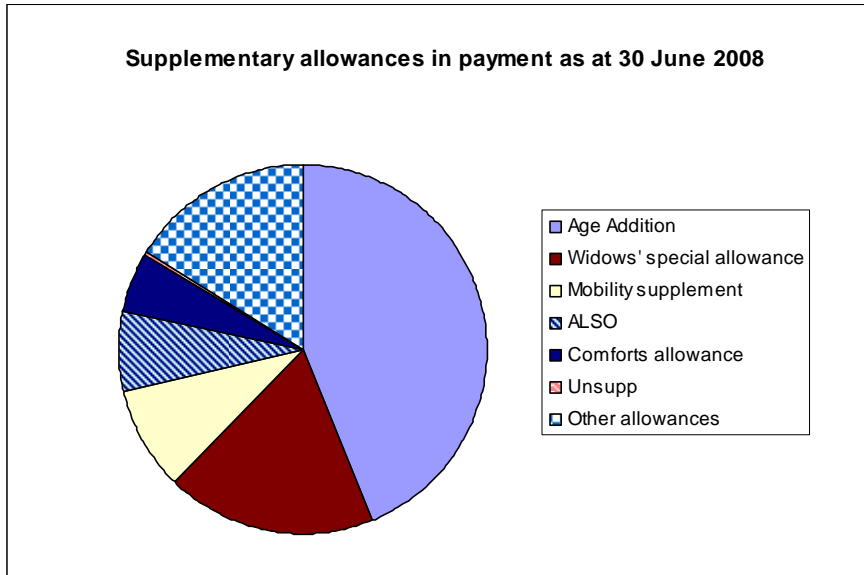
The average weekly amount received by DPs as at 30 June 2008 was £71.68. Of this, £51.96 was from their disablement pension, whilst £19.73 came from supplementary allowances.

This chart is derived from data shown in Table 1.7.



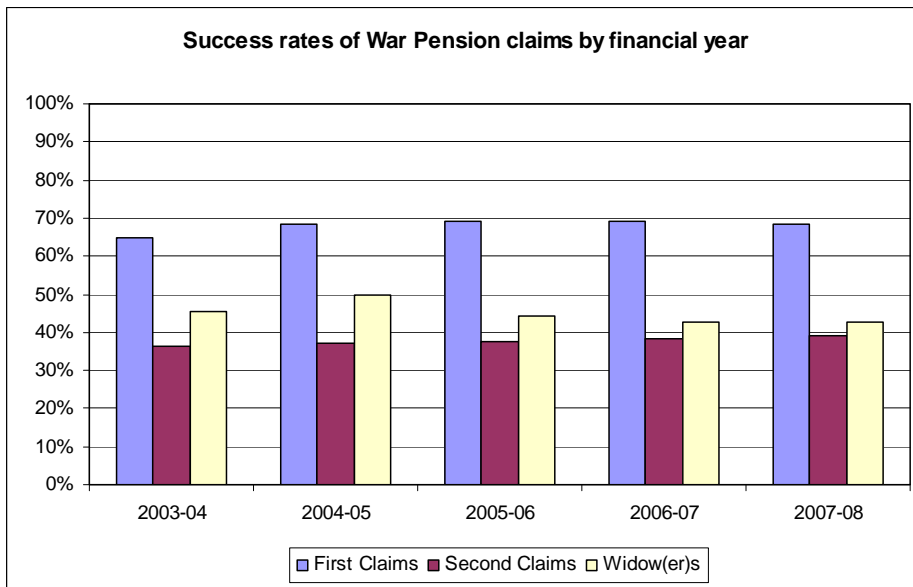
The average weekly amount received by War Widow(er)s as at 30 June 2008 was £204.50. Of this, £108.12 was from their Widow(er)s' pension, with the remaining £96.38 coming from supplementary allowances.

This chart is derived from data shown in Table 1.8.



The most common supplementary allowances are age additions, which account for 45% of all allowances in payment. The next most common allowance is Widow(er)s' special allowance, which accounts for 18% of all allowances.

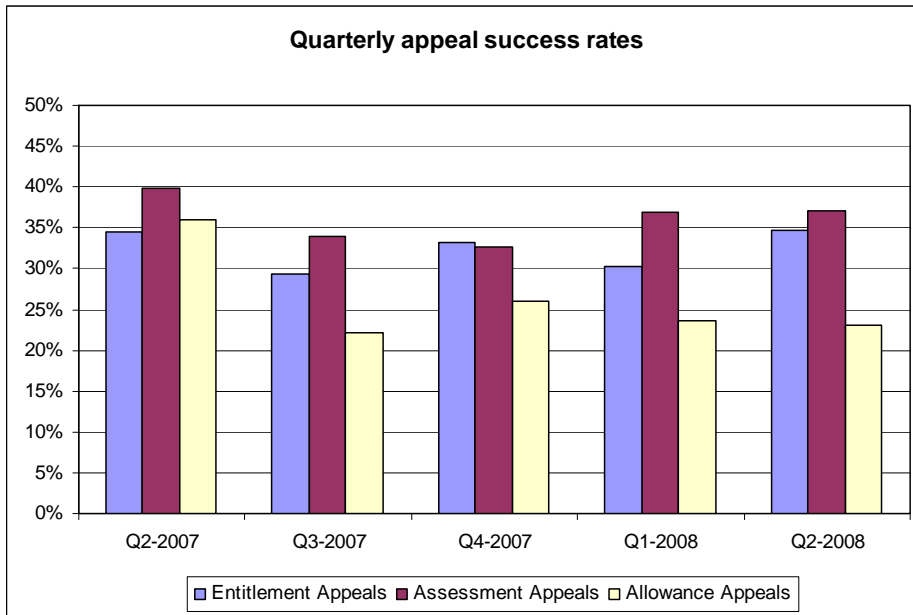
This chart is derived from data shown in Table 2.2.



In the financial year 2007-08, 68% of first claims resulted in an ongoing war pension or gratuity, 43% of war widow(er)s' claims resulted in an ongoing widow(er)s' pension, and 39% of second claims resulted in an increased entitlement or new award.

Registered first claims to pension decreased from 1,850 claims during quarter one of 2008 (January-March 2008), to 1,475 claims in quarter two of 2008 (April-June 2008).

This chart is derived from data shown in Table 2.6.



The success rates for appeals have varied over the last five quarters. During the second quarter of 2008, 35% of entitlement appeals (including widow(er)s' entitlement appeals) were successful, 37% of assessment appeals resulted in an increased award and 23% of allowance appeals were successful.

Introduction

Pensions, allowances or other payments may be awarded where disablement or death is a result of service in HM Forces, or of an injury sustained as a result of war-time service in the Naval Auxiliary Service, or the Mercantile Marine, prior to 6th April 2005. Awards may also be made in respect of service in the Polish Forces under British command during World War Two. Whilst most payments are made to people living in Great Britain some recipients are from overseas.

Pensions, allowances or other payments may also be awarded where the disablement or death of a civilian or a member of a Civil defence organisation is the direct result of an injury sustained as a result of enemy action in World War Two.

Conventions

| | |
|----------|--|
| | In order to maintain anonymity of claimants, all figures have been rounded to the nearest 5. |
| | All percentages have been rounded to the nearest 1%. |
| | Totals may not add due to rounding. |
| .. | Not available |
| . | Not applicable |
| - | Nil |
| ~ | Negligible (less than 5) |
| <i>r</i> | Revised |
| | Break in series |
| Q1 | 1 st January to 31 st March |
| Q2 | 1 st April to 30 th June |
| Q3 | 1 st July to 30 th September |
| Q4 | 1 st October to 31 st December |

Figures are calculated from data stored on the Service Personnel and Veterans Agency Computer System.

Section 1: Recipients of War Pensions

| | |
|--|----|
| Table 1.1: Number of War Pensions in payment by type of pension, principal scheme and quarter | 8 |
| Table 1.2: End of financial year caseload by gender..... | 9 |
| Table 1.3: Caseload flows by financial year | 9 |
| Table 1.4: Disablement Pensions in payment by assessment at 30 June 2008..... | 10 |
| Table 1.5: Pensioners by type of pension, principal scheme (DPs), and Government Office Region (GOR) at 30 June 2008..... | 11 |
| Table 1.6: War Pensions in payment by pension type, percentage disablement and age band at 30 June 2008..... | 12 |
| Table 1.7: Average weekly amounts of pension entitlement by type, percentage disablement, and age band at 30 June 2008 | 13 |
| Table 1.8: Supplementary allowances in payment by type of allowance and quarter..... | 15 |
| Table 1.8a: Supplementary allowances in payment by type of allowance, financial year and latest quarter | 16 |

Table 1.1: Number of War Pensions in payment by type of pension, principal scheme and quarter

| | Awards in payment at: | | | | |
|---|-----------------------|----------------|----------------|----------------|----------------|
| | 30-Jun-07 | 30-Sep-07 | 31-Dec-07 | 31-Mar-08 | 30-Jun-08 |
| TOTAL IN PAYMENT | 209,895 | 207,190 | 204,530 | 201,265 | 198,645 |
| Disablement Pensioners in receipt of an ongoing war pension | 171,865 | 169,780 | 167,700 | 165,165 | 163,120 |
| 1914 war | - | - | - | - | - |
| Inter-war | 60 | 60 | 55 | 50 | 50 |
| 1939 war onwards | 168,430 | 166,415 | 164,420 | 161,970 | 160,000 |
| Civilian | 1,775 | 1,750 | 1,715 | 1,680 | 1,645 |
| Polish | 730 | 710 | 695 | 675 | 660 |
| Mercantile marine | 855 | 835 | 810 | 785 | 765 |
| Not known | 15 | 5 | - | ~ | ~ |
| War Widow(er)s | 37,145 | 36,545 | 35,975 | 35,235 | 34,655 |
| War widows pension | 37,075 | 36,475 | 35,905 | 35,165 | 34,585 |
| War widowers pension | 65 | 70 | 70 | 70 | 70 |
| Other Pensioners | 885 | 860 | 855 | 865 | 870 |
| Disablement pensioners (ALSO allowance only) | 410 | 410 | 405 | 420 | 415 |
| War orphans pension | 30 | 30 | 30 | 25 | 30 |
| War parents pension | 35 | 30 | 30 | 30 | 25 |
| Adult dependant pension | 10 | 10 | 10 | 10 | 10 |
| Unmarried dependant pension | ~ | ~ | ~ | ~ | ~ |
| Child allowance only | 400 | 385 | 385 | 380 | 385 |

Table 1.2: End of financial year caseload by gender⁽¹⁾

| | Awards in payment at: | | | | |
|-------------------------------|-----------------------|----------------|--------------------------|----------------|----------------|
| | 31-Mar-04 | 31-Mar-05 | 31-Mar-06 ⁽¹⁾ | 31-Mar-07 | 31-Mar-08 |
| TOTAL IN PAYMENT | 247,585 | 235,300 | 223,850 r | 212,535 | 201,265 |
| Men | 193,960 | 184,410 | 175,660 r | 166,910 | 158,455 |
| Women | 53,625 | 50,890 | 48,190 r | 45,625 | 42,810 |
| Disablement Pensioners | 201,545 | 191,750 | 182,800 r | 173,850 | 165,165 |
| Men | 193,220 | 183,675 | 174,955 r | 166,225 | 157,780 |
| Women | 8,330 | 8,075 | 7,845 r | 7,625 | 7,385 |
| War Widow(er)s | 45,035 | 42,580 | 40,125 r | 37,795 | 35,235 |
| Men | 40 | 55 | 60 r | 65 | 70 |
| Women | 44,995 | 42,525 | 40,065 r | 37,730 | 35,165 |
| Other Pensioners | 1,005 | 970 | 925 r | 890 | 865 |
| Men | 700 | 680 | 645 r | 615 | 605 |
| Women | 305 | 290 | 280 r | 270 | 260 |

Note: (1) The discontinuity between the financial years 2004-05 and 2005-06, and the revisions (r) made to the previously published figures for 2005-06, are due to improvements in data processing.

Table 1.3: Caseload flows by financial year⁽¹⁾

| | Financial Year: | | | | |
|--|-----------------|----------------|------------------------|----------------|----------------|
| | 2003-04 | 2004-05 | 2005-06 ⁽¹⁾ | 2006-07 | 2007-08 |
| TOTAL IN PAYMENT | 247,585 | 235,300 | 223,850 r | 212,535 | 201,265 |
| Total intake in financial year | 4,520 | 4,215 | 3,775 r | 3,295 | 2,940 |
| Total outflow in financial year | 17,725 | 16,500 | 15,165 r | 14,610 | 14,205 |
| Disablement Pensioners | 201,545 | 191,750 | 182,800 r | 173,850 | 165,165 |
| Intake during financial year | 3,260 | 2,955 | 2,700 r | 2,380 | 2,170 |
| Outflow during financial year | 13,890 | 12,750 | 11,670 r | 11,345 | 10,835 |
| War Widow(er)s | 45,035 | 42,580 | 40,125 r | 37,795 | 35,235 |
| Intake during financial year | 1,200 | 1,210 | 1,000 r | 895 | 755 |
| Outflow during financial year | 3,740 | 3,665 | 3,460 r | 3,225 | 3,315 |
| Other Pensioners | 1,005 | 970 | 925 r | 890 | 865 |
| Intake during financial year | 60 | 50 | 75 r | 20 | 15 |
| Outflow during financial year | 95 | 85 | 35 r | 40 | 55 |

Note: (1) The discontinuity between the financial years 2004-05 and 2005-06, and the revisions (r) made to the previously published figures for 2005-06, are due to improvements in data processing.

Table 1.4: Disablement Pensions in payment by assessment at 30 June 2008

| Degree of disablement (Percentage) | | | | | | | | |
|------------------------------------|----------------|----------|-----------|------------------|--------------|------------|-------------------|-----------|
| Men and Women | TOTAL | 1914 War | Inter War | 1939 War onwards | Civilian | Polish | Mercantile Marine | Not Known |
| TOTAL | 163,120 | - | 50 | 160,000 | 1,645 | 660 | 765 | ~ |
| 20 | 63,280 | - | 10 | 62,525 | 345 | 175 | 220 | - |
| 30 | 38,955 | - | 15 | 38,205 | 360 | 170 | 200 | - |
| 40 | 22,860 | - | 10 | 22,340 | 280 | 105 | 130 | - |
| 50 | 12,720 | - | ~ | 12,425 | 165 | 60 | 70 | - |
| 60 | 8,055 | - | ~ | 7,875 | 100 | 40 | 40 | ~ |
| 70 | 4,865 | - | ~ | 4,715 | 90 | 25 | 30 | - |
| 80 | 4,050 | - | ~ | 3,930 | 65 | 30 | 25 | - |
| 90 | 1,425 | - | ~ | 1,370 | 30 | 10 | 10 | - |
| 100 | 5,590 | - | ~ | 5,335 | 180 | 40 | 30 | - |
| Misc | 1,325 | - | - | 1,275 | 30 | 10 | 5 | - |
| Men | | | | | | | | |
| TOTAL | 155,805 | - | 50 | 153,710 | 645 | 635 | 765 | ~ |
| 20 | 60,585 | - | 10 | 60,065 | 120 | 165 | 220 | - |
| 30 | 37,305 | - | 15 | 36,790 | 135 | 165 | 200 | - |
| 40 | 21,845 | - | 10 | 21,480 | 120 | 105 | 130 | - |
| 50 | 12,155 | - | ~ | 11,960 | 65 | 60 | 70 | - |
| 60 | 7,695 | - | ~ | 7,575 | 40 | 35 | 40 | ~ |
| 70 | 4,620 | - | ~ | 4,520 | 40 | 25 | 30 | - |
| 80 | 3,845 | - | ~ | 3,755 | 30 | 30 | 25 | - |
| 90 | 1,360 | - | ~ | 1,325 | 10 | 10 | 10 | - |
| 100 | 5,255 | - | ~ | 5,110 | 75 | 40 | 30 | - |
| Misc | 1,150 | - | - | 1,130 | 5 | 10 | 5 | - |
| Women | | | | | | | | |
| TOTAL | 7,315 | - | - | 6,290 | 1,000 | 25 | - | - |
| 20 | 2,700 | - | - | 2,460 | 225 | 10 | - | - |
| 30 | 1,650 | - | - | 1,415 | 230 | ~ | - | - |
| 40 | 1,015 | - | - | 860 | 155 | ~ | - | - |
| 50 | 565 | - | - | 465 | 100 | - | - | - |
| 60 | 365 | - | - | 305 | 60 | ~ | - | - |
| 70 | 245 | - | - | 195 | 50 | ~ | - | - |
| 80 | 210 | - | - | 175 | 35 | - | - | - |
| 90 | 65 | - | - | 40 | 20 | - | - | - |
| 100 | 335 | - | - | 230 | 105 | ~ | - | - |
| Misc | 170 | - | - | 145 | 25 | ~ | - | - |

Table 1.5: Pensioners by type of pension, principal scheme (DPs), and Government Office Region (GOR) ⁽¹⁾ at 30 June 2008

| | Disablement Pensioners | | | | | | | | | | |
|--------------------------|------------------------|----------------|----------|-----------|------------------|----------|--------|-------------------|-----------|----------------|---------------------------------|
| | All Pensioners | All DPs | 1914 War | Inter-war | 1939 War onwards | Civilian | Polish | Mercantile Marine | Not known | War Widow(er)s | Other Pensioners ⁽³⁾ |
| Total | 198,645 | 163,120 | - | 50 | 160,000 | 1,645 | 660 | 765 | ~ | 34,655 | 870 |
| North East | 12,915 | 11,420 | - | - | 11,275 | 55 | 10 | 80 | - | 1,425 | 65 |
| North West | 22,785 | 19,130 | - | ~ | 18,650 | 235 | 60 | 175 | - | 3,560 | 95 |
| Yorkshire and the Humber | 14,470 | 11,825 | - | ~ | 11,690 | 55 | 45 | 35 | - | 2,560 | 85 |
| East Midlands | 12,350 | 10,245 | - | ~ | 10,130 | 50 | 40 | 15 | - | 2,060 | 45 |
| West Midlands | 11,685 | 9,380 | - | ~ | 9,250 | 75 | 50 | 10 | - | 2,255 | 45 |
| East of England | 14,165 | 11,050 | - | ~ | 10,815 | 180 | 30 | 25 | - | 3,070 | 40 |
| London | 7,835 | 5,750 | - | ~ | 5,410 | 245 | 75 | 15 | - | 2,050 | 35 |
| South East | 25,840 | 20,295 | - | 10 | 19,880 | 305 | 40 | 60 | - | 5,445 | 100 |
| South West | 25,055 | 20,680 | - | 10 | 20,400 | 190 | 40 | 35 | - | 4,260 | 115 |
| Wales | 11,325 | 9,450 | - | ~ | 9,315 | 55 | 20 | 50 | - | 1,825 | 55 |
| Scotland | 19,470 | 16,705 | - | ~ | 16,480 | 75 | 45 | 105 | - | 2,685 | 80 |
| N. Ireland | 4,380 | 3,630 | - | - | 3,620 | 10 | - | 5 | - | 720 | 30 |
| Other UK ⁽²⁾ | 590 | 475 | - | - | 465 | ~ | - | ~ | - | 110 | 5 |
| UK Unknown | 1,015 | 755 | - | - | 735 | 15 | ~ | ~ | - | 255 | ~ |
| Overseas | 14,550 | 12,135 | - | 5 | 11,690 | 95 | 200 | 145 | - | 2,345 | 70 |
| Not Known | 215 | 192 | - | - | 190 | ~ | - | - | ~ | 20 | ~ |

Note: (1) Due to improvements in data processing, previously unidentified codes have been reclassified, therefore reducing the number of cases with a 'Not Known' Government Office Region, and increasing the numbers in Wales, Scotland, Northern Ireland, Other UK and creating the 'UK Unknown' Category.

(2) Other UK includes Isle of Man and Channel Islands.

(3) 'Other Pensioners' includes War Orphans, War Parents, Adult Dependents, Unmarried Dependents, Juvenile Dependents, Child Allowance Only and Allowance for Lowered Standard of Occupation Only Pensioners.

Table 1.6: War Pensions in payment by pension type, percentage disablement and age band at 30 June 2008

| AGE | All Pensioners | Disablement Pensioners | | | | | | | | | | Not Known ⁽¹⁾ | War Widow(er)s | Other Pensioners ⁽²⁾ |
|------------|----------------|------------------------|---------------|---------------|---------------|---------------|--------------|--------------|--------------|--------------|--------------|--------------------------|----------------|---------------------------------|
| | | All DPs | 20% | 30% | 40% | 50% | 60% | 70% | 80% | 90% | 100% | | | |
| ALL | 198,645 | 163,120 | 63,280 | 38,955 | 22,860 | 12,720 | 8,055 | 4,865 | 4,050 | 1,425 | 5,590 | 1,325 | 34,655 | 870 |
| Under 30 | 1,500 | 1,350 | 685 | 290 | 120 | 50 | 35 | 15 | 15 | ~ | 25 | 115 | 20 | 125 |
| 30 to 34 | 2,450 | 2,375 | 1,195 | 545 | 290 | 115 | 80 | 30 | 20 | ~ | 25 | 75 | 55 | 25 |
| 35 to 39 | 6,675 | 6,455 | 2,915 | 1,605 | 825 | 395 | 265 | 120 | 90 | 15 | 125 | 100 | 160 | 60 |
| 40 to 44 | 8,040 | 7,730 | 3,350 | 1,870 | 1,050 | 510 | 340 | 160 | 135 | 30 | 190 | 95 | 255 | 60 |
| 45 to 49 | 10,125 | 9,695 | 3,985 | 2,365 | 1,285 | 755 | 430 | 250 | 195 | 60 | 300 | 70 | 370 | 65 |
| 50 to 54 | 9,155 | 8,585 | 3,360 | 2,070 | 1,245 | 675 | 445 | 240 | 180 | 45 | 275 | 55 | 480 | 90 |
| 55 to 59 | 9,530 | 8,770 | 3,425 | 2,120 | 1,250 | 665 | 425 | 270 | 215 | 70 | 280 | 50 | 680 | 85 |
| 60 to 64 | 12,675 | 11,485 | 4,695 | 2,620 | 1,560 | 850 | 575 | 365 | 275 | 85 | 395 | 70 | 1,085 | 100 |
| 65 to 69 | 14,105 | 12,480 | 5,320 | 2,810 | 1,580 | 920 | 575 | 345 | 330 | 100 | 405 | 90 | 1,525 | 95 |
| 70 to 74 | 21,005 | 18,530 | 8,145 | 4,565 | 2,310 | 1,220 | 705 | 450 | 385 | 125 | 500 | 115 | 2,410 | 65 |
| 75 to 79 | 21,060 | 17,110 | 7,120 | 4,220 | 2,285 | 1,250 | 710 | 415 | 380 | 130 | 480 | 125 | 3,925 | 25 |
| 80 to 84 | 30,395 | 23,370 | 8,305 | 5,550 | 3,485 | 1,990 | 1,305 | 810 | 625 | 240 | 935 | 125 | 7,010 | 20 |
| 85 to 89 | 37,840 | 27,325 | 8,510 | 6,490 | 4,340 | 2,510 | 1,665 | 1,065 | 940 | 400 | 1,240 | 165 | 10,480 | 35 |
| 90 to 94 | 11,785 | 6,925 | 2,020 | 1,600 | 1,100 | 715 | 445 | 290 | 230 | 105 | 360 | 60 | 4,850 | 10 |
| 95 + | 2,300 | 940 | 255 | 230 | 140 | 100 | 60 | 45 | 35 | 10 | 50 | 20 | 1,355 | ~ |

Note: (1) 'Not known' consists of those entitled to a disablement pension but with no percentage disability recorded. These include clerical overrides and suspended cases

(2) 'Other Pensioners' includes War Orphans, War Parents, Adult Dependents, Unmarried Dependents, Juvenile Dependents, Child Allowance Only and Allowance for Lowered Standard of Occupation Only Pensioners.

Table 1.7: Average weekly amounts of pension entitlement by type, percentage disablement, and age band at 30 June 2008

(All figures are in £s)

| AGE | Disablement Pension | | | | | | | | | | War Widow(er)s |
|---------------------------------|---------------------|--------------|--------------|--------------|---------------|---------------|---------------|---------------|---------------|---------------|-------------------|
| | All DPs | 20% | 30% | 40% | 50% | 60% | 70% | 80% | 90% | 100% | |
| PENSION & ALLOWANCES | | | | | | | | | | | |
| All Cases | 71.68 | 30.23 | 46.97 | 80.03 | 103.29 | 136.78 | 159.69 | 203.54 | 224.25 | 301.78 | 204.50 |
| Under 30 | 53.13 | 29.18 | 43.03 | 76.39 | 99.54 | 138.24 | 152.01 | 207.26 | 129.24 | 334.87 | 97.19 |
| 30 to 34 | 53.55 | 29.41 | 43.93 | 82.55 | 102.56 | 141.15 | 174.53 | 195.16 | 273.70 | 276.43 | 123.83 |
| 35 to 39 | 63.71 | 30.01 | 45.36 | 87.62 | 111.09 | 147.80 | 186.29 | 223.03 | 259.88 | 334.68 | 109.33 |
| 40 to 44 | 68.84 | 30.54 | 47.53 | 84.47 | 115.48 | 158.35 | 184.68 | 252.75 | 288.85 | 320.07 | 116.32 |
| 45 to 49 | 73.01 | 30.88 | 48.24 | 85.01 | 116.00 | 157.60 | 182.43 | 217.98 | 245.33 | 327.27 | 124.85 |
| 50 to 54 | 77.28 | 31.68 | 49.95 | 86.45 | 118.43 | 161.19 | 188.17 | 241.01 | 260.15 | 327.90 | 120.87 |
| 55 to 59 | 77.77 | 31.51 | 49.37 | 85.01 | 117.16 | 162.30 | 187.58 | 235.79 | 258.13 | 331.92 | 132.25 |
| 60 to 64 | 75.74 | 30.87 | 49.43 | 82.27 | 112.37 | 152.95 | 178.98 | 223.09 | 268.26 | 327.18 | 145.56 |
| 65 to 69 | 75.90 | 30.54 | 48.67 | 88.12 | 112.50 | 156.17 | 187.33 | 248.31 | 268.77 | 330.31 | 171.52 |
| 70 to 74 | 68.37 | 30.18 | 47.76 | 83.11 | 107.48 | 147.50 | 175.77 | 230.60 | 247.07 | 336.24 | 193.32 |
| 75 to 79 | 67.53 | 29.92 | 46.98 | 81.60 | 103.61 | 137.00 | 156.62 | 207.53 | 230.68 | 311.86 | 200.83 |
| 80 to 84 | 71.74 | 29.51 | 45.54 | 74.90 | 95.10 | 121.22 | 144.36 | 188.14 | 216.04 | 293.74 | 216.80 |
| 85 to 89 | 73.01 | 29.61 | 44.99 | 72.83 | 90.46 | 114.62 | 132.69 | 166.31 | 192.46 | 266.67 | 218.41 |
| 90 to 94 | 74.14 | 29.72 | 44.78 | 72.55 | 89.59 | 112.23 | 133.66 | 159.30 | 182.69 | 246.31 | 218.80 |
| 95 + | 73.71 | 29.76 | 44.61 | 70.17 | 89.71 | 113.95 | 126.98 | 150.63 | 191.22 | 228.84 | 216.90 |
| PENSION ONLY | | | | | | | | | | | |
| All Cases | 51.96 | 28.95 | 43.40 | 57.71 | 72.10 | 86.54 | 101.14 | 115.59 | 130.10 | 143.70 | 108.12 |
| Under 30 | 42.03 | 28.77 | 43.03 | 53.62 | 68.89 | 84.28 | 97.19 | 109.91 | 129.24 | 139.23 | 67.69 |
| 30 to 34 | 41.82 | 28.63 | 42.72 | 55.37 | 68.65 | 80.44 | 96.64 | 111.11 | 97.19 | 114.15 | 75.72 |
| 35 to 39 | 45.47 | 28.61 | 42.91 | 56.04 | 68.78 | 82.50 | 97.29 | 111.51 | 121.74 | 139.23 | 67.48 |
| 40 to 44 | 47.37 | 28.84 | 42.95 | 56.69 | 70.18 | 84.70 | 99.00 | 114.90 | 129.85 | 133.77 | 84.80 |
| 45 to 49 | 49.64 | 28.92 | 43.21 | 57.15 | 71.11 | 85.72 | 100.78 | 113.71 | 124.26 | 138.32 | 98.05 |
| 50 to 54 | 50.96 | 28.93 | 43.38 | 57.43 | 71.73 | 86.06 | 100.83 | 114.38 | 130.31 | 142.04 | 103.44 |
| 55 to 59 | 51.54 | 28.94 | 43.40 | 57.68 | 72.26 | 86.80 | 101.26 | 115.29 | 130.53 | 143.06 | 105.64 |
| 60 to 64 | 51.53 | 28.99 | 43.46 | 57.90 | 72.36 | 86.73 | 100.86 | 115.78 | 130.40 | 144.30 | 106.31 |
| 65 to 69 | 50.89 | 29.00 | 43.48 | 57.99 | 72.45 | 86.87 | 101.36 | 115.99 | 130.56 | 144.99 | 106.58 |
| 70 to 74 | 48.78 | 29.00 | 43.50 | 57.98 | 72.49 | 86.98 | 101.48 | 115.94 | 130.57 | 144.84 | 106.41 |
| 75 to 79 | 49.87 | 28.99 | 43.50 | 58.01 | 72.50 | 87.02 | 101.45 | 116.05 | 130.57 | 145.04 | 107.92 |
| 80 to 84 | 54.39 | 29.00 | 43.50 | 58.02 | 72.52 | 87.03 | 101.54 | 116.07 | 130.59 | 145.08 | 108.63 |
| 85 to 89 | 57.33 | 29.00 | 43.50 | 58.02 | 72.52 | 87.03 | 101.55 | 116.01 | 130.52 | 145.09 | 109.69 |
| 90 to 94 | 58.98 | 29.01 | 43.51 | 58.02 | 72.53 | 87.03 | 101.51 | 116.07 | 130.59 | 145.10 | 110.15 |
| 95 + | 59.88 | 29.02 | 43.52 | 57.99 | 72.55 | 87.06 | 101.57 | 116.03 | 130.59 | 145.04 | 109.49 |

Table 1.7: Average weekly amounts of pension entitlement by type, percentage disability, and age bands at 30 June 2008 (Continued)

(All figures are in £s)

| AGE | Disablement Pension | | | | | | | | | | War Widow(er)s |
|---|---------------------|-------------|-------------|--------------|--------------|--------------|--------------|--------------|--------------|---------------|-------------------|
| | All DPs | 20% | 30% | 40% | 50% | 60% | 70% | 80% | 90% | 100% | |
| ALLOWANCES ONLY (including Widows special allowance) | | | | | | | | | | | |
| All Cases | 19.73 | 1.28 | 3.57 | 22.32 | 31.19 | 50.24 | 58.54 | 87.95 | 94.15 | 158.08 | 96.38 |
| Under 30 | 11.09 | 0.41 | 0.00 | 22.77 | 30.65 | 53.96 | 54.82 | 97.35 | 0.00 | 195.64 | 29.50 |
| 30 to 34 | 11.73 | 0.78 | 1.21 | 27.18 | 33.92 | 60.71 | 77.89 | 84.04 | 176.52 | 162.28 | 48.11 |
| 35 to 39 | 18.24 | 1.40 | 2.45 | 31.57 | 42.31 | 65.30 | 89.00 | 111.51 | 138.14 | 195.44 | 41.85 |
| 40 to 44 | 21.47 | 1.70 | 4.58 | 27.79 | 45.30 | 73.65 | 85.68 | 137.85 | 158.99 | 186.30 | 31.52 |
| 45 to 49 | 23.37 | 1.96 | 5.03 | 27.86 | 44.89 | 71.87 | 81.64 | 104.27 | 121.06 | 188.96 | 26.80 |
| 50 to 54 | 26.32 | 2.75 | 6.57 | 29.02 | 46.70 | 75.14 | 87.34 | 126.63 | 129.84 | 185.86 | 17.43 |
| 55 to 59 | 26.23 | 2.58 | 5.98 | 27.33 | 44.90 | 75.50 | 86.32 | 120.50 | 127.60 | 188.86 | 26.61 |
| 60 to 64 | 24.21 | 1.87 | 5.96 | 24.37 | 40.00 | 66.22 | 78.12 | 107.30 | 137.86 | 182.87 | 39.25 |
| 65 to 69 | 25.02 | 1.54 | 5.18 | 30.13 | 40.05 | 69.30 | 85.97 | 132.31 | 138.21 | 185.32 | 64.94 |
| 70 to 74 | 19.60 | 1.19 | 4.26 | 25.13 | 34.99 | 60.52 | 74.29 | 114.66 | 116.50 | 191.39 | 86.91 |
| 75 to 79 | 17.66 | 0.94 | 3.48 | 23.59 | 31.11 | 49.99 | 55.16 | 91.49 | 100.11 | 166.81 | 92.91 |
| 80 to 84 | 17.35 | 0.51 | 2.04 | 16.88 | 22.58 | 34.19 | 42.81 | 72.07 | 85.46 | 148.66 | 108.17 |
| 85 to 89 | 15.68 | 0.61 | 1.49 | 14.81 | 17.94 | 27.58 | 31.15 | 50.29 | 61.94 | 121.58 | 108.72 |
| 90 to 94 | 15.17 | 0.71 | 1.27 | 14.53 | 17.06 | 25.19 | 32.15 | 43.23 | 52.10 | 101.21 | 108.65 |
| 95 + | 13.83 | 0.74 | 1.08 | 12.18 | 17.16 | 26.89 | 25.41 | 34.60 | 60.63 | 83.80 | 107.41 |

Table 1.8: Supplementary allowances in payment by type of allowance and quarter

| Allowance type | Awards in payment at: | | | | |
|--|-----------------------|----------------|----------------|----------------|----------------|
| | 30-Jun-07 | 30-Sep-07 | 31-Dec-07 | 31-Mar-08 | 30-Jun-08 |
| Total Allowances | 177,765 | 174,920 | 172,585 | 169,470 | 167,055 |
| Age 80 addition (NI) (Disablement & Widow(er)) | 1,735 | 1,665 | 1,615 | 1,565 | 1,520 |
| Age addition - Disablement | 44,220 | 43,360 | 42,525 | 41,535 | 40,700 |
| Age addition – Widows | 33,360 | 32,840 | 32,280 | 31,555 | 31,010 |
| Allowance for lowered standard of occupation | 11,485 | 11,505 | 11,505 | 11,485 | 11,490 |
| Clothing allowance | 4,290 | 4,215 | 4,150 | 4,085 | 4,030 |
| Comforts allowance | 9,350 | 9,250 | 9,160 | 9,055 | 8,975 |
| Constant attendance allowance | 3,245 | 3,190 | 3,150 | 3,105 | 3,085 |
| Exceptionally severe disablement allowance | 610 | 610 | 605 | 605 | 605 |
| Severe disablement occupational allowance | 10 | 10 | 10 | 10 | 10 |
| Invalidity allowance | 6,870 | 6,825 | 6,805 | 6,750 | 6,700 |
| Mobility supplement | 15,720 | 15,590 | 15,500 | 15,350 | 15,235 |
| Unemployability supplement | 8,275 | 8,190 | 8,130 | 8,050 | 7,970 |
| Modified unemployability supplement | 35 | 35 | 35 | 35 | 35 |
| Additional allowance spouse | 1,830 | 1,805 | 1,780 | 1,745 | 1,705 |
| Modified allowance for spouse | 215 | 210 | 205 | 200 | 195 |
| Additional allowance dependant | ~ | ~ | ~ | ~ | ~ |
| Additional allowance child | 1,285 | 1,130 | 1,210 | 1,235 | 1,265 |
| Child allowance | 1,005 | 845 | 890 | 900 | 920 |
| Over age infirm child allowance | 320 | 320 | 315 | 305 | 305 |
| Modified over age infirm child allowance | 10 | 10 | 10 | 10 | 10 |
| Temporary allowance Widow(er) | 190 | 175 | 180 | 180 | 180 |
| Widow(er)s rent allowance | 465 | 465 | 465 | 425 | 430 |
| Widow(er)s special allowance | 33,235 | 32,665 | 32,060 | 31,285 | 30,680 |

Table 1.8a: Supplementary allowances in payment by type of allowance, financial year and latest quarter

| | Awards in payment at: | | | | |
|--|-----------------------|--------------------------|----------------|----------------|----------------|
| | 31-Mar-05 | 31-Mar-06 ⁽¹⁾ | 31-Mar-07 | 31-Mar-08 | 30-Jun-08 |
| Total Allowances | 202,740 | 191,145 r | 180,475 | 169,470 | 167,055 |
| Average Weekly Allowances Entitlement (in £s) | | | | | |
| Disablement Pensioners | 16.54 | 17.08 r | 18.05 | 18.93 | 19.73 |
| War Widow(er)s | 84.24 | 86.66 r | 90.32 | 92.90 | 96.38 |

Note: (1) The discontinuity between March 2005 and March 2006, and the revisions (r) made to the previously published figures for March 2006, are due to improvements in data processing.

Section 2: Number of claims, awards and appeals

Table 2.1: All claims registered during quarter 18

Table 2.1a: All claims registered during quarter by claim type 19

Table 2.2: Yearly War Pension claims by outcome 21

Table 2.2a: Quarterly War Pension claims by outcome..... 22

Table 2.3: Number of successful gratuity & nil percentage awards cleared by year.....
..... 23

Table 2.4: First claims to supplementary allowances cleared by allowance type and
outcome..... 24

Table 2.4a: First claims to supplementary allowances automatically awarded by
allowance type..... 25

Table 2.5: Appeals cleared (to Pensions Appeal Tribunal or during preparation) by
type..... 25

Table 2.6: Pensions Appeal Tribunal decisions by claim..... 26

Table 2.1: All claims registered during quarter

| Claim type | Claims registered during: | | | | |
|---------------------------------|---------------------------|---------|---------|---------|---------|
| | Q2-2007 | Q3-2007 | Q4-2007 | Q1-2008 | Q2-2008 |
| Disablement claims | 4,040 | 3,660 | 3,810 | 4,600 | 4,025 |
| War Widow(er)s claims | 430 | 430 | 415 | 435 | 425 |
| Supplementary allowance claims | 1,485 | 1,445 | 1,325 | 1,435 | 1,465 |
| Supplementary allowance reviews | 840 | 735 | 725 | 980 | 785 |
| Medical expenses | 1,125 | 1,080 | 980 | 1,045 | 1,015 |
| Appeals | 775 | 695 | 605 | 650 | 560 |

Table 2.1a: All claims registered during quarter by claim type

| Claim type | Claims registered during: | | | | |
|--|---------------------------|--------------|--------------|--------------|--------------|
| | Q2-2007 | Q3-2007 | Q4-2007 | Q1-2008 | Q2-2008 |
| Disablement claims | 4,040 | 3,660 | 3,810 | 4,600 | 4,025 |
| Current invaliding | 170 | 160 | 255 | 455 | 230 |
| First claim to pension | 1,375 | 1,100 | 1,245 | 1,850 | 1,475 |
| Further condition | 835 | 825 | 760 | 805 | 805 |
| Deterioration | 1,105 | 995 | 935 | 980 | 1,010 |
| Departmental review | 75 | 65 | 180 | 40 | 35 |
| Conditional list review | 485 | 510 | 430 | 475 | 465 |
| War Widow(er)s claims | 430 | 430 | 415 | 435 | 425 |
| Widow(er)s | 410 | 400 | 385 | 415 | 410 |
| Restored Widow(er)s | 20 | 30 | 25 | 20 | 15 |
| Review Widow(er)s | ~ | - | ~ | ~ | ~ |
| Supplementary allowance claims | 1,485 | 1,445 | 1,325 | 1,435 | 1,465 |
| Allowance for lowered standard of occupation | 160 | 170 | 135 | 145 | 165 |
| Clothing allowance | 60 | 45 | 30 | 40 | 60 |
| Constant attendance allowance | 115 | 125 | 110 | 105 | 120 |
| Mobility supplement | 315 | 290 | 255 | 285 | 275 |
| Unemployability supplement | 75 | 70 | 70 | 85 | 65 |
| Additional allowance spouse | 15 | 25 | 20 | 25 | 25 |
| Additional allowance dependant | ~ | - | - | - | - |
| Additional allowance child | 25 | 25 | 30 | 20 | 30 |
| Child allowance only | ~ | 5 | 10 | ~ | ~ |
| Widow(er)s child allowances | - | - | - | - | - |
| Widow(er)s rent allowance | 70 | 85 | 80 | 45 | 70 |
| Temporary allowance Widow(er) | 90 | 100 | 105 | 100 | 110 |
| Funeral expenses | 550 | 505 | 480 | 570 | 540 |
| Supplementary allowance reviews⁽¹⁾ | 840 | 735 | 725 | 980 | 785 |
| Allowance for lowered standard of occupation | 425 | 330 | 350 | 435 | 355 |
| Constant attendance allowance | 50 | 35 | 35 | 25 | 40 |
| Mobility supplement | 40 | 60 | 60 | 50 | 45 |
| Unemployability supplement | 115 | 100 | 115 | 120 | 120 |
| Additional allowance spouse | 70 | 40 | 50 | 285 | 55 |
| Additional allowance dependant | - | ~ | - | - | ~ |
| Child allowance ⁽²⁾ | 140 | 170 | 110 | 70 | 170 |

Table 2.1a: All claims registered during quarter by claim type (Continued)

| Claim type | Claims registered during: | | | | |
|---|---------------------------|--------------|------------|--------------|--------------|
| | Q2-2007 | Q3-2007 | Q4-2007 | Q1-2008 | Q2-2008 |
| Medical expenses⁽³⁾ | 1,125 | 1,080 | 980 | 1,045 | 1,015 |
| Appliance | 10 | 5 | 5 | 10 | 5 |
| Chiropody | ~ | ~ | ~ | ~ | ~ |
| Convalescence | 35 | 40 | 35 | 35 | 35 |
| Dental | 15 | 25 | 25 | 15 | 35 |
| Hearing aid | 15 | 20 | 15 | 15 | 20 |
| Home nursing equipment | 15 | 15 | 15 | 15 | 15 |
| Hospital travel expenses | 50 | 65 | 60 | 60 | 65 |
| House adaptation grant | 50 | 60 | 55 | 50 | 55 |
| Prescription | 20 | 20 | 10 | 10 | 10 |
| Priority treatment | 210 | 195 | 140 | 145 | 135 |
| Private treatment | 30 | 25 | 20 | 20 | 20 |
| Provision of treatment | 295 | 250 | 275 | 250 | 270 |
| Remedial treatment | 295 | 280 | 245 | 340 | 280 |
| Skilled nursing care | 15 | 10 | 10 | 15 | 10 |
| Spectacles | 20 | 25 | 25 | 20 | 20 |
| Treatment allowance (inc. loss of earnings) | 40 | 45 | 40 | 45 | 35 |
| Appeals | 775 | 695 | 605 | 650 | 560 |
| Entitlement - Disablement | 245 | 200 | 185 | 180 | 160 |
| Entitlement - Widow(er)s | 55 | 40 | 35 | 40 | 45 |
| Assessment | 365 | 330 | 295 | 310 | 255 |
| Supplementary Allowances | 95 | 100 | 75 | 95 | 75 |
| Miscellaneous | 20 | 25 | 15 | 20 | 25 |

Note: (1) Reviews of allowances which involve rates of pay are traditionally held in the first quarter of the year.

(2) Contains widow(er)s' child allowance and child allowance only reviews.

(3) Excludes NI and Eire.

Table 2.2: Yearly War Pension claims by outcome

| Claim Type | Financial Year: | | | | | | | | | |
|--|-----------------|-----|---------------|-----|------------------------|-------|--------------|-----|--------------|-----|
| | 2003-04 | | 2004-05 | | 2005-06 ⁽³⁾ | | 2006-07 | | 2007-08 | |
| First claims | | | | | | | | | | |
| Total | 7,920 | | 7,590 | | 7,515 r | | 6,765 | | 5,750 | |
| Awarded 20–100% | 1,840 | 23% | 1,725 | 23% | 1,740 | r 23% | 1,525 | 23% | 1,370 | 24% |
| Awarded 1-19% | 3,295 | 42% | 3,450 | 45% | 3,465 | r 46% | 3,155 | 47% | 2,555 | 44% |
| Awarded 0% | 1,935 | 24% | 1,590 | 21% | 1,495 | r 20% | 1,370 | 20% | 1,185 | 21% |
| Rejections | 850 | 11% | 825 | 11% | 815 | r 11% | 715 | 11% | 645 | 11% |
| Second/Subsequent claims | | | | | | | | | | |
| Total | 11,585 | | 11,035 | | 9,375 r | | 8,480 | | 7,365 | |
| Awarded 20–100% | 55 | 0% | 55 | 0% | 50 | r 1% | 45 | 1% | 40 | 0% |
| Awarded 1-19% | 55 | 0% | 45 | 0% | 60 | r 1% | 50 | 1% | 30 | 1% |
| Awarded 0% | 50 | 0% | 55 | 1% | 55 | r 1% | 40 | 0% | 45 | 1% |
| Increased assessments | 4,120 | 36% | 3,995 | 36% | 3,400 | r 36% | 3,160 | 37% | 2,795 | 38% |
| Maintained assessments ⁽¹⁾ | 6,175 | 53% | 5,980 | 54% | 4,960 | r 53% | 4,395 | 52% | 3,830 | 52% |
| Reduced assessments | 425 | 4% | 385 | 3% | 340 | r 4% | 320 | 4% | 215 | 3% |
| Rejections | 705 | 6% | 515 | 5% | 510 | r 5% | 475 | 6% | 400 | 5% |
| Widow(er)s (includes restored Widow(er)s)⁽²⁾ | | | | | | | | | | |
| Total | 2,465 | | 2,220 | | 2,040 r | | 1,930 | | 1,560 | |
| Awards | 1,120 | 45% | 1,105 | 50% | 905 | r 44% | 825 | 43% | 665 | 43% |
| Rejections | 1,345 | 55% | 1,115 | 50% | 1,135 | r 56% | 1,105 | 57% | 895 | 57% |

Note: (1) Due to a stricter definition of "maintained assessment", these figures may not match those published previously.

(2) Since 2005/06 figures do not include Widow(er)s' reviews.

(3) The discontinuity in this table between 2004/05 and 2005/06, and the revisions (r) made to the previously published figures for 2005/06, are due to improvements in data processing.

Table 2.2a: Quarterly War Pension claims by outcome

| Claim type | Claims cleared during: | | | | | |
|---------------------------------|---------------------------|--------------|--------------|--------------|--------------|--------------|
| | Q2-2007 | Q3-2007 | Q4-2007 | Q1-2008 | Q2-2008 | |
| First claims | | | | | | |
| Current Invaliding | Total | 330 | 185 | 160 | 290 | 305 |
| | Awarded 20-100% | 175 | 85 | 85 | 120 | 130 |
| | Awarded 1-19% | 105 | 60 | 35 | 75 | 75 |
| | Awarded 0% | 5 | ~ | ~ | ~ | ~ |
| | Rejected | 45 | 40 | 30 | 90 | 95 |
| First Claim to Pension | Total | 1,500 | 1,185 | 1,045 | 1,060 | 1,310 |
| | Awarded 20-100% | 320 | 210 | 190 | 185 | 225 |
| | Awarded 1-19% | 730 | 590 | 470 | 480 | 645 |
| | Awarded 0% | 310 | 290 | 275 | 295 | 320 |
| | Rejected | 135 | 95 | 110 | 105 | 120 |
| Second/Subsequent claims | | | | | | |
| Further Condition | Total | 715 | 680 | 645 | 625 | 785 |
| | Awarded 20-100% | ~ | ~ | ~ | 5 | 10 |
| | Awarded 1-19% | 5 | ~ | 5 | 5 | 10 |
| | Awarded 0% | 10 | 10 | 5 | 10 | 5 |
| | Increased | 320 | 305 | 295 | 295 | 395 |
| | Maintained ⁽¹⁾ | 260 | 240 | 240 | 230 | 270 |
| | Reduced | 20 | 15 | 10 | ~ | ~ |
| | Rejected | 90 | 105 | 85 | 75 | 95 |
| Conditional List Review | Total | 330 | 400 | 480 | 415 | 335 |
| | Awarded 20-100% | ~ | ~ | ~ | 5 | 5 |
| | Awarded 1-19% | ~ | - | - | - | ~ |
| | Awarded 0% | - | - | - | - | - |
| | Increased | 35 | 50 | 60 | 55 | 40 |
| | Maintained ⁽¹⁾ | 250 | 300 | 370 | 335 | 270 |
| | Reduced | 40 | 40 | 45 | 15 | 15 |
| | Rejected | - | 5 | ~ | ~ | ~ |

Table 2.2a: Quarterly War Pension claims by outcome (Continued)

| Claim type | | Claims cleared during: | | | | |
|--|---------------------------|------------------------|------------|------------|------------|------------|
| | | Q2-2007 | Q3-2007 | Q4-2007 | Q1-2008 | Q2-2008 |
| Deterioration Claim | Total | 760 | 745 | 610 | 670 | 730 |
| | Awarded 20-100% | ~ | ~ | 5 | ~ | ~ |
| | Awarded 1-19% | - | ~ | - | ~ | ~ |
| | Awarded 0% | ~ | - | ~ | ~ | ~ |
| | Increased | 400 | 360 | 275 | 335 | 370 |
| | Maintained ⁽¹⁾ | 345 | 375 | 320 | 325 | 350 |
| | Reduced | 5 | ~ | 5 | ~ | - |
| | Rejected | 5 | 10 | ~ | ~ | ~ |
| Departmental Review | Total | 35 | 55 | 155 | 35 | 30 |
| | Awarded 20-100% | ~ | ~ | - | ~ | ~ |
| | Awarded 1-19% | ~ | ~ | - | ~ | ~ |
| | Awarded 0% | ~ | - | - | ~ | - |
| | Increased | 5 | ~ | ~ | ~ | ~ |
| | Maintained ⁽¹⁾ | 20 | 40 | 150 | 20 | 20 |
| | Reduced | ~ | 5 | ~ | ~ | ~ |
| | Rejected | ~ | ~ | ~ | ~ | ~ |
| Widow(er)s (includes restored Widow(er)s)⁽²⁾ | | | | | | |
| | Total | 400 | 390 | 380 | 385 | 405 |
| | Awards | 175 | 165 | 165 | 165 | 170 |
| | Rejections | 225 | 230 | 215 | 220 | 235 |

Note: (1) Due to a stricter definition of "maintained assessment", these figures may not match those published previously.

(2) These figures do not include widow(er)s' reviews.

Table 2.3: Number of successful gratuity & nil percentage awards cleared by year

| | Financial Year: | | | | |
|----------------------------|-----------------|--------------|------------------------|--------------|--------------|
| | 2003-04 | 2004-05 | 2005-06 ⁽¹⁾ | 2006-07 | 2007-08 |
| Total⁽¹⁾ | 5,340 | 5,145 | 5,115 r | 4,640 | 3,840 |
| Nil Awards | 1,985 | 1,645 | 1,585 r | 1,440 | 1,255 |
| 01 - 05% | 1,240 | 1,265 | 1,370 r | 1,230 | 960 |
| 06 - 14% | 1,815 | 1,955 | 1,880 r | 1,725 | 1,365 |
| 15 - 19% | 295 | 275 | 275 r | 245 | 265 |

Note: (1) The discontinuity in this table between 2004/05 and 2005/06, and the revisions (r) made to the previously published figures for 2005/06, are due to improvements in data processing.

Table 2.4: First claims to supplementary allowances cleared by allowance type and outcome⁽¹⁾

| Allowance type | | First awards made during: | | | | |
|--|--------------|---------------------------|------------|------------|------------|------------|
| | | Q2-2007 | Q3-2007 | Q4-2007 | Q1-2008 | Q2-2008 |
| Allowance for lowered standard of occupation | Total | 130 | 185 | 170 | 125 | 140 |
| | Awarded | 105 | 145 | 135 | 105 | 115 |
| | Rejected | 30 | 40 | 35 | 25 | 25 |
| Clothing allowance | Total | 40 | 35 | 35 | 40 | 45 |
| | Awarded | 25 | 20 | 15 | 20 | 20 |
| | Rejected | 20 | 20 | 20 | 20 | 25 |
| Constant attendance allowance | Total | 90 | 100 | 110 | 105 | 115 |
| | Awarded | 40 | 55 | 55 | 55 | 65 |
| | Rejected | 50 | 45 | 55 | 50 | 50 |
| Exceptionally severe disablement allowance | Total | 15 | 20 | 15 | 20 | 20 |
| | Awarded | 15 | 20 | 15 | 20 | 20 |
| | Rejected | - | - | - | - | - |
| Severe disablement occupational allowance | Total | - | - | - | ~ | - |
| | Awarded | - | - | - | ~ | - |
| | Rejected | - | - | - | - | - |
| Mobility supplement | Total | 295 | 295 | 275 | 230 | 255 |
| | Awarded | 175 | 160 | 160 | 130 | 160 |
| | Rejected | 120 | 135 | 115 | 100 | 95 |
| Unemployability supplement | Total | 60 | 65 | 60 | 60 | 60 |
| | Awarded | 45 | 50 | 45 | 55 | 45 |
| | Rejected | 15 | 15 | 15 | 5 | 10 |
| Additional allowance spouse | Total | 15 | 25 | 25 | 25 | 25 |
| | Awarded | 10 | 10 | 15 | 20 | 10 |
| | Rejected | 10 | 10 | 10 | 5 | 10 |
| Additional allowance dependant | Total | ~ | - | - | - | - |
| | Awarded | - | - | - | - | - |
| | Rejected | ~ | - | - | - | - |
| Additional allowance child | Total | 15 | 20 | 20 | 15 | 15 |
| | Awarded | 15 | 20 | 20 | 15 | 15 |
| | Rejected | ~ | ~ | ~ | ~ | ~ |
| Child allowance only | Total | ~ | ~ | 10 | 5 | ~ |
| | Awarded | ~ | ~ | ~ | ~ | ~ |
| | Rejected | ~ | - | 5 | ~ | - |
| Widow(er)s child allowances | Total | ~ | ~ | ~ | ~ | ~ |
| | Awarded | ~ | ~ | ~ | ~ | ~ |
| | Rejected | - | - | ~ | - | ~ |
| Widow(er)s rent allowance | Total | 10 | 10 | 10 | 10 | 15 |
| | Awarded | 5 | 10 | 5 | 10 | 10 |
| | Rejected | ~ | - | ~ | - | ~ |
| Temporary allowance Widow(er) | Total | 90 | 95 | 105 | 95 | 105 |
| | Awarded | 90 | 95 | 105 | 95 | 105 |
| | Rejected | - | - | - | - | - |
| Funeral expenses | Total | 495 | 465 | 450 | 495 | 515 |
| | Awarded | 210 | 175 | 175 | 205 | 215 |
| | Rejected | 285 | 290 | 270 | 285 | 300 |

Note: (1) Awards processed in the quarter. Entitlement may be backdated to a previous quarter.

Table 2.4a: First claims to supplementary allowances automatically awarded by allowance type⁽¹⁾

| Allowance type | First awards made during: | | | | |
|---|---------------------------|---------|---------|---------|---------|
| | Q2-2007 | Q3-2007 | Q4-2007 | Q1-2008 | Q2-2008 |
| Age – 80 addition (NI) (Disablement & Widow(er)) | 15 | 5 | 10 | 15 | 20 |
| Age – disablement | 205 | 185 | 190 | 225 | 205 |
| Age – Widow(er)s | 145 | 175 | 145 | 140 | 165 |
| Comforts allowance | 10 | 5 | 10 | 10 | 5 |
| Invalidity allowance | 5 | 10 | 10 | 10 | ~ |

Note: (1) Awards processed in the quarter. Entitlement may be backdated to a previous quarter.

Table 2.5: Appeals cleared (to Pensions Appeal Tribunal or during preparation) by type

| Appeals cleared | Appeals cleared during: | | | | |
|---------------------------|-------------------------|------------|------------|------------|------------|
| | Q2-2007 | Q3-2007 | Q4-2007 | Q1-2008 | Q2-2008 |
| Total | 845 | 765 | 780 | 665 | 610 |
| Entitlement - Disablement | 245 | 205 | 240 | 215 | 185 |
| Entitlement - Widow(er)s | 70 | 85 | 55 | 30 | 40 |
| Assessment | 405 | 350 | 350 | 350 | 295 |
| Supplementary Allowances | 95 | 100 | 105 | 70 | 65 |
| Temporary Allowances | - | - | - | - | - |
| Miscellaneous | 30 | 25 | 30 | 10 | 30 |

Table 2.6: Pensions Appeal Tribunal decisions by claim

| | Decisions made during: | | | | | | | | | |
|----------------------------|------------------------|-----|------------|-----|------------|-----|------------|-----|------------|-----|
| | Q2-2007 | | Q3-2007 | | Q4-2007 | | Q1-2008 | | Q2-2008 | |
| Entitlement Appeals | 155 | | 230 | | 275 | | 210 | | 220 | |
| <u>Disablement</u> | | | | | | | | | | |
| Total | 135 | | 190 | | 210 | | 165 | | 190 | |
| Allowed | 45 | 35% | 65 | 34% | 75 | 36% | 55 | 34% | 75 | 39% |
| Disallowed | 90 | 65% | 125 | 66% | 135 | 64% | 105 | 66% | 120 | 61% |
| <u>Widow(er)s</u> | | | | | | | | | | |
| Total | 20 | | 40 | | 70 | | 50 | | 30 | |
| Allowed | 5 | 33% | ~ | 8% | 20 | 26% | 10 | 16% | ~ | 10% |
| Disallowed | 10 | 67% | 35 | 93% | 50 | 74% | 40 | 84% | 25 | 90% |
| <u>Overall</u> | | | | | | | | | | |
| Allowed | 55 | 34% | 65 | 29% | 90 | 33% | 65 | 30% | 75 | 35% |
| Disallowed | 100 | 66% | 160 | 71% | 185 | 67% | 150 | 70% | 145 | 65% |
| Assessment Appeals | 260 | | 305 | | 325 | | 305 | | 290 | |
| Increased | 105 | 40% | 105 | 34% | 105 | 33% | 110 | 37% | 110 | 37% |
| Upheld | 150 | 59% | 195 | 65% | 215 | 66% | 190 | 62% | 180 | 63% |
| Reduced | ~ | 1% | ~ | 1% | ~ | 1% | ~ | 1% | ~ | 0% |
| Allowance Appeals | 40 | | 45 | | 75 | | 70 | | 50 | |
| Allowed | 15 | 36% | 10 | 22% | 20 | 26% | 15 | 24% | 10 | 23% |
| Disallowed | 25 | 64% | 35 | 78% | 55 | 74% | 55 | 76% | 40 | 77% |

Glossary of pensions and allowances

Age Allowance

This may be paid to a war disablement pensioner (man or woman) who is aged 65 or over and whose disablement is assessed at 40% or more.

Allowance for Lowered Standard of Occupation (ALSO)

This may be paid if a pensioner's earning capacity is reduced because their pensioned disablement permanently prevents them following their regular occupation. To gain entitlement new claimants must be under age 65, with a service disablement of at least 40% when they make their claim. This allowance plus their basic War Disablement Pension cannot exceed the 100% disablement pension rate.

Clothing Allowance (CLOT)

This may be paid if the disablement causes exceptional wear and tear on clothing.

Comforts Allowance (COMF)

This may be paid to a severely disabled pensioner who is receiving Constant Attendance Allowance or Unemployability Supplement or both. It is intended to help with the extra expenses associated with severe disablement.

Constant Attendance Allowance (CAA)

This may be paid to a pensioner who needs regular personal attention because of their pensioned disablement and that disablement is assessed at 80% or more. It is payable at one of four rates. The rate varies according to the level of attendance they need.

Disablement Pension (DP)

This is paid at a rate which varies according to the degree of disablement. The degree of disablement is assessed on a percentage basis by the War Pension Agency medical advisors.

Elderly Widow(er)'s Age Allowance

A war widow(er) may receive an additional allowance at age 65 which is increased at age 70 and again at age 80.

Exceptionally Severe Disablement Allowance (ESDA)

This may be paid to a pensioner who is receiving Constant Attendance Allowance at one of the two highest rates, or would be receiving it if they were not in hospital.

Funeral Expenses (FE)

Funeral expenses may be paid if the pensioner died as a result of his service disablement, or died while having treatment for that disablement in hospital, or was entitled to Constant Attendance Allowance, or was at the time of his death 80% or more disabled and receiving Unemployability Supplement.

Invalidity Allowance (IVA)

This may be paid to a pensioner receiving Unemployability Supplement. The rate varies according to the age at which unemployability began.

Modified Over Age Infirm Allowance (MOIA)

Compensation/Allowances (including that paid to children living in the Irish Republic or Overseas) due to infirmity are taken into account when calculating an award of OAIA and adjustments are made if necessary. (See OAIA below)

Modified Unemployability Supplement (MSUP)

The basic conditions of eligibility to UNSUPP for a pensioner living abroad (including the Irish Republic and the Channel Islands) are the same as for the UK, however, if they become eligible for Retirement Pension or other benefit payable out of the public funds of that country then UNSUPP may be adjusted with that benefit, or paid at a nominal rate to allow continued payment of comforts allowance.

Orphan's Pension

This may be payable to a child who has lost both parents.

Over Age Infirm Allowance (OAIA)

Over Age Infirm Allowance for children of deceased pensioners unable to support themselves dates back to the 1914 War. The allowance can be awarded or continued beyond the normal age limits on the grounds of infirmity if the ailment is of a nature which is likely to prevent the person from earning a living either permanently or for a prolonged period and infirmity commenced before age 16. The person is still referred to as a child even though they may be quite elderly.

Rent Allowance (RENT)

A war widow(er) with a child or children may be eligible for a rent allowance.

Severe Disablement Occupational Allowance (SDOA)

This may be paid to a pensioner who is entitled to Constant Attendance Allowance at one of the two highest rates, but who still normally has a gainful occupation.

Temporary Allowance for Widow(er)s (TAW)

This may be paid to a widow(er), irrespective of the cause of their spouse's death, if he/she were awarded Unemployability Supplement or Constant Attendance Allowance or both. The allowance is approximately equal to the disablement pension and allowances paid to their late spouse. It is paid for the first 26 weeks of widowhood.

Treatment Allowance (TA)

This is equivalent to a disablement pension paid at the 100% rate. It may be paid instead of a disablement pension to a pensioner who incurs a loss of earnings as a result of receiving treatment for their pensioned disablement.

Unemployability Supplement (UNSUPP)

This may be paid to a pensioner who is unemployable or virtually unemployable as a result of the war pensioned disablement. To gain entitlement, new claimants must be under age 65, with a pensioned disablement assessed at 60% or more when they make their claim. Additional allowances may be paid for a spouse and a child or children.

War Pensioner's Mobility Supplement (WPMS)

This is intended to help with the mobility costs of a pensioner who is unable to walk, or virtually unable to walk. New claimants must have a service disablement of at least 40%. It is paid to double amputees and to those pensioners who need help getting about because they are both deaf and blind as a result of their pensioned disablement.

War Widow(er)'s Pension (WWP)

The standard rate of pension may be paid if the widow(er) has a dependant child, or is over 40, or is incapable of self-support.

The lower rate is paid to childless widow(er)s under the age of 40. If the spouse was receiving Constant Attendance Allowance, or at the time of his/her death was 80% or more disabled and receiving Unemployability Supplement, a War Widow(er)s Pension is awarded automatically irrespective of the cause of death.

War Widow(er)'s Special Allowance

This is a Supplementary Pension payable to "pre-1973 war widow(er)s" (the widow(er)s of Service personnel who died or left the services before 31st March 1973, and who did not benefit from the improvements made from that date to the MOD's Armed Forces Pension Scheme).

Glossary of terms and conventions

Adult Dependant

Adult relatives, i.e. sister, brother, aunt or uncle etc, for whom the service person was financially responsible.

Appeal

An appeal provides a person with an impartial re-examination of the decision under appeal.

Child Allowance Only

There is a Child Allowance Only Pension in payment, i.e. no award has been given to War Widow(er)s Pension but her child has been awarded.

Cleared

Where the work by the Veterans Agency (VA) on a specific task has been fully completed.

Conditional List Review

Conditional List Review cases arise because Veterans Agency Medical Services have previously made an interim assessment for a limited period because the level of disablement was likely to change. A review date is calculated so that disablement can be reassessed before the given period expires.

Current Invaliding

Personnel invalided from the Forces and their case referred direct to the VA by Ministry of Defence for War Pensions consideration.

Gratuity

A single payment where war disablement has been accepted, but the disablement has been assessed at less than 20%.

Outcome

The final decision on a claim or action.

PAT

Pensions Appeal Tribunal.

Provision of Treatment

The reimbursement of Treatment/Medical expenses for War Pensioners living abroad.

Received

When a claim, appeal or piece of correspondence has been received by the Veterans Agency.

Registered

When the case or claim is registered on the War Pension Computer System.

Restored Widow(er)

A war widow(er) whose War Widow(er)s Pension was withdrawn on his/her remarriage and who subsequently re-claims the pension on becoming widowed again, legally separated, or divorced.

Unmarried Dependant

Partner who lived with the ex-service person for at least 6 months before his enlistment, was maintained by him and who has borne his child.

War

| | |
|--------------|--|
| 1914 War | Disabled due to service between 4 August 1914 and 30 September 1921. |
| Inter War | Disabled due to service between 1 October 1921 and 2 September 1939. |
| 1939 Onwards | Disabled due to service from 3 September 1939 to date. |

War Orphan

Child of deceased service person who has no surviving mother or father. Child whose mother was divorced from a service person at the time of death. Child who is not in the care of the surviving parent.

War Parent

Parent of the deceased service person.

Widow(er)

Spouse of ex-service person whose death was whilst in service or related to a disablement due to service from 4 August 1914 to date.

From 8 April 2002 a change in the law governing the War Pensions Scheme means that the provisions for war widowers have been equalised to align with those available to war widows. This change in the war pension law applies from the 8 April 2002 onwards and means that war widowers are now entitled, as appropriate, to the same basic pension, supplementary pension and allowances (e.g. in respect of any dependant children) as war widows. In particular, the means-testing element previously applied to war widowers' claims and pensions has been removed.

Appendix – Changes to the publication

As outlined to ministers on the 4th July 2005 (ref. D/CEDASA/9/7/4), as a result of the National Statistics review we have altered the publication to reflect customer requirements both internal and external to the Department (including ex-service charities).

Following the improvement in the processing of the data in line with recommendations of the National Statistics Quality Review we have revised the information published back to 30 June 2005. This has resulted in a number of small changes to the numbers which together with the definitional changes introduced in the last publication may mean that the figures shown may differ from those previously published.

| Section | New table | Comments | Old table(s) |
|-----------|-------------|--|--------------------------|
| Section 1 | 1.1 | The 'ALSO allowance only' disablement pensioners were previously either included with disablement pensioners or not included at all. | 1.1 |
| | 1.2 | New table showing yearly caseload broken down by gender | - |
| | 1.3 | New table showing the number of new awards (intake) and awards that have ceased (outflow) during the previous financial year. <i>Adding the intake and subtracting the outflow from the previous year's caseload will give the current year's caseload.</i> | - |
| | 1.4 | No change | 1.4 |
| | 1.5 | Dropped gender split. Categories for 'N. Ireland', 'Other UK' and 'Overseas' were previously grouped. | 1.7 |
| | 1.6 | Caseload by age and percentage disablement. Dropped gender split | 1.3 |
| | 1.7 | Average weekly pensions. Dropped gender split <i>Pension-only figures are less consistent across age groups than they were previously, due to the improved methodological treatment of abatements</i> | 1.6 |
| | 1.8 | Added yearly summary table of total allowances and average weekly allowance payments. | 1.2 |
| Section 2 | 2.1 / 2.1 a | Claims registered by type. Combines several old tables. Minor definitional changes. | 2.1, 2.2, 2.3, 2.7, 2.11 |
| | 2.2 / 2.2 a | Claims cleared by outcome, includes success rates. Minor definitional changes | 2.5 |
| | 2.3 | 5 year historical trend of nil awards and gratuities. Less detailed than old tables. | 3.1, 3.2 |
| | 2.4 / 2.4 a | Awarded & rejected supplementary allowances | 2.6 |
| | 2.5 | Appeals cleared. Extra appeal types added. | 2.8 |
| | 2.6 | Appeal outcomes. With success rates. | 2.9 |